



WESTERN CAROLINA



WCU ATHLETICS MEDIA RELATIONS /// RAMSEY CENTER /// @CATAMOUNTS /// CATAMOUNTSPORTS.COM

• CATAMOUNTS • CATAMOUNTS • CATAMOUNTS • CATAMOUNTS • CATAMOUNTS • CATAMOUNTS •

2016 SEASON

<<< WESTERN CAROLINA CATAMOUNTS BASEBALL GAME NOTES >>>

F E B R U A R Y

19	at UNC Wilmington \$	Wilmington, N.C.	L	2	15
20	vs. Richmond \$	Wilmington, N.C.	L	1	3
21	vs. St. John's \$	Wilmington, N.C.	L	3	14
24	at UNC Asheville	Asheville, N.C.	CANCELLED		
26	UL-MONROE ^{SDN}	CULLOWHEE	L	6	11
27	UL-MONROE	CULLOWHEE	W	15	7
28	UL-MONROE ^{SDN}	CULLOWHEE	L	10	16

M A R C H

2	NIAGARA (Gm1) ^{CSN}	CULLOWHEE	W	17	4
	NIAGARA (Gm2) ^{CSN}	CULLOWHEE	W	10	2
4	at No. 13 Georgia Tech	Atlanta, Ga.	L	4	5
5	at No. 13 Georgia Tech	Atlanta, Ga.	L	3	14
6	at No. 13 Georgia Tech	Atlanta, Ga.	L	3	4
8	PRESBYTERIAN ^{SDN}	CULLOWHEE	W	10	9
11	at Indiana ^{CSN}	Bloomington, Ind.	L	2	3
12	at Indiana ^{CSN}	Bloomington, Ind.	W	4	1
13	at Indiana ^{CSN}	Bloomington, Ind.	L	1	9
16	GARDNER-WEBB ^{SDN}	CULLOWHEE	W	16	14
18	at Kansas State	Manhattan, Kan.	W	7	5
19	at Kansas State	Manhattan, Kan.	W	6	2
20	at Kansas State	Manhattan, Kan.	W	10	2
22	at No. 3 North Carolina ^{CSN}	Chapel Hill, N.C.	L	2	10
24	ETSU * ^{SDN}	CULLOWHEE	L	8	14
25	ETSU * ^{SDN}	CULLOWHEE	W	12	11
26	ETSU * ^{SDN}	CULLOWHEE	W	15	9
30	No. 17 CLEMSON ^{SDN}	CULLOWHEE	L	8	10

A P R I L

1	at Wofford * ^{SDN}	Spartanburg, S.C.	W	9	1
2	at Wofford * ^{SDN}	Spartanburg, S.C.	W	14	4
3	at Wofford * ^{SDN}	Spartanburg, S.C.	W	12	3
8	at VMI * ^{SDN}	Lexington, Va.	W	7	1
9	at VMI * ^{SDN}	Lexington, Va.	W	21	7
10	at VMI * ^{ESPN3}	Lexington, Va.	W	14	11
12	at No. 18 Clemson ^{CSN}	Clemson, S.C.	L ⁽¹⁰⁾	6	7
15	SAMFORD * ^{SDN}	CULLOWHEE	W	10	5
16	SAMFORD * ^{SDN}	CULLOWHEE	L	13	7
17	SAMFORD * ^{SDN}	CULLOWHEE	W ⁽¹¹⁾	6	5
19	UNC ASHEVILLE ^{SDN}	CULLOWHEE	L	0	8
20	VIRGINIA TECH ^{SDN}	CULLOWHEE	W	14	10
22	at The Citadel * ^{CSN}	Charleston, S.C.	L	1	2
23	at The Citadel * ^{CSN}	Charleston, S.C.	W	11	0
24	at The Citadel * ^{CSN}	Charleston, S.C.	L	4	6
27	at Gardner-Webb ^{CSN}	Boiling Springs, N.C.	L	0	4
29	MERCER * ^{SDN}	CULLOWHEE	W	9	7
30	MERCER * ^{WATA-TV}	CULLOWHEE	L ⁽¹⁰⁾	8	9

M A Y


1	MERCER * ^{SDN}	CULLOWHEE	L	2	9
6	at Furman * ^{CSN}	Greenville, S.C.	L	4	11
7	at Furman * ^{CSN}	Greenville, S.C.	L	8	9
8	at Furman * ^{CSN}	Greenville, S.C.	W	10	4
11	at Georgia ^{SEC+CSN}	Athens, Ga.	L	0	6
13	UNCG * ^{SDN}	CULLOWHEE	W	8	5
14	UNCG * ^{SDN}	CULLOWHEE	W	19	8
15	UNCG * ^{SDN}	CULLOWHEE	L	5	8
17	at Cincinnati ^{CSN}	Cincinnati, Ohio	L	1	3
19	at Kent State ^{CSN}	Kent, Ohio	L	4	5
20	at Kent State ^{CSN}	Kent, Ohio	L	1	3
21	at Kent State ^{CSN}	Kent, Ohio	CANCELLED		
20	at Kent State ^{CSN}	Kent, Ohio	L	1	3
25	vs. No. 7 Wofford % ^{CSN}	Greenville, S.C.	W	10	9
26	vs. No. 6 Samford % ^{CSN}	Greenville, S.C.	W	14	4
28	vs. No. 1 Mercer % ^{CSN}	Greenville, S.C.	L	9	8
28	vs. No. 6 Samford % ^{CSN}	Greenville, S.C.	W	7	4
29	vs. No. 1 Mercer % ^{CSN}	Greenville, S.C.	W	4	2
29	vs. No. 1 Mercer % ^{CSN}	Greenville, S.C.	W	3	2

J U N E

3	at No. 1 Clemson & ^{CSN}	Clemson, S.C.	7:00 pm
3	vs. OK State / Nebraska & ^{CSN}	Clemson, S.C.	Noon or 7 pm

- All times are listed as EASTERN / * -- Southern Conference Game / ALL CAPS - home games
^{CSN} - Denotes Catamount Sports Network radio/online broadcast
^{SDN} - Denotes SoCon Digital Network online video stream broadcast
\$ - Buffalo Wild Wings "Battle at the Beach" (UNCV) - Wilmington, N.C.
% - Denotes the 2016 SoCon Baseball Championship at Fluor Field in Greenville, S.C.
& - Denotes the NCAA Clemson Regional at Doug Kingsmore Stadium in Clemson, S.C.

2016 NCAA Clemson Regional: #4 WESTERN CAROLINA (30-29) June 3-6, 2016 • Doug Kingsmore Stadium (6,272) • Clemson, S.C.



MATCH-UP INFO ON PAGE 7-B



NO. 1 CLEMSON TIGERS

Location: Clemson, S.C.
Overall Record: 42-18
Conference: ACC
Head Coach: Monte Lee
Series: WCU trails, 16-61
Streak: Lost 5
Most Recent: L, 7-6 ¹⁰ (2016)



NO. 2 OKLAHOMA STATE COWBOYS

Location: Stillwater, Okla.
Overall Record: 36-20
Conference: Big 12
Head Coach: Josh Holliday
Series: Series tied, 2-2
Streak: Won 2
Most Recent: W, 15-9 (2003)



NO. 3 NEBRASKA CORNHUSKERS

Location: Lincoln, Neb.
Overall Record: 37-20
Conference: Big Ten
Head Coach: Darin Erstad
Series: First-ever meeting
Streak: n/a
Most Recent: n/a

COVERAGE:

BROADCAST:



TELEVISION:

ESPN3.com

CSN AUDIO:

CatamountSports.com

TWITTER:

@Catamounts

WCU IN THE NCAA TOURNEY:

13-22 (L-1)

Last Appearance:

2007 (at-large bid)

Under Bobby Moranda:

1st appearance

NOTING WESTERN CAROLINA BASEBALL ALL-TIME IN THE NCAA TOURNAMENT:

• Tournament champions from the Southern Conference for the league-record 10th-time after a runner-up finish during the regular season, Western Carolina garnered the conference's automatic bid into the NCAA Baseball Championship field ... the Catamounts will make the program's 12th appearance in the NCAA post-season, 10 times as the automatic qualifier and twice collecting at-large bids (1994, 2007);

• Western Carolina is making its first NCAA postseason appearance since 2007 - and its first as an automatic qualifier since 2003 ... All-time appearances: 1985, 1986, 1987, 1988, 1989, 1992, 1993, 1997, 2003, 2016 ... WCU has won at least one game in seven of its first 11 NCAA Regional appearances;

• All four teams in Western Carolina's regional have made a combined 109 NCAA postseason appearances combined - the most of any of this year's 16 regional sites ... Oklahoma State has made 42 all-time appearances, just ahead of Clemson with 41 - third and fourth most, respectively, in this year's NCAA field of 64 ... Nebraska has made 14 appearances with WCU making its 12th appearance all-time.

NCAA REGIONAL CLOSE CALLS FOR WESTERN CAROLINA:

• Though it has never won a regional to advance to the College World Series or to the Super Regional round, Western Carolina has finished as the regional runner-up THREE-times in its 11 previous appearances ... First came in 1992 in the NCAA South II Regional in Tallahassee, Fla.; second in the 2003 NCAA Wilson Regional; and most recently in 2007 in the NCAA Chapel Hill Regional in Chapel Hill, N.C.:

>>> In 1992, Western Carolina tossed a three-hit shutout over 13th-ranked Florida State, 1-0, in the opening game before taking a 14-1 decision over No. 24 Kent State and blanked ninth-ranked Stanford, 5-0, to stand one win shy of advancing to the College World Series ... WCU rallied from down 4- 1 in the ninth to make it 4-3 before a sharply hit ball by Eric Whitson was fielded at second, preventing the tying run in the form of Mike Hilton from scoring ... FSU defeated Western, 18-3, for the second time that day to advance to the CWS ... Current UNCG head coach, Link Jarrett, was a member of that Seminoles squad;

>>> In 2003, after losing the opening game to Virginia Commonwealth (6-0), the Catamounts suffered a one-run loss to the then-12th ranked North Carolina State Wolfpack in what was the longest game in school history (14 innings - since being eclipsed by a 20-inning affair vs. Elon in the 2011 SoCon Tournament), surrendering a solo home run and a run off a wild pitch in the top of the 14th and then stranding a base runner at third base in the home half of the frame to fall, 6-4;

>>> In 2007, the No. 3 seed Catamounts fell to directional rival, East Carolina, in the opening game, 9-8, as ECU rallied late in the bottom of the 8th inning for the win ... WCU bounced back on day two to blank No. 4 seed, Jacksonville, 7-0 ... In a rematch of the first-day loss, the Catamounts rallied to bounce the rival Pirates from the regional while also halting a 13-game winless drought against ECU ... Advancing from the loser's bracket, WCU was two outs away from forcing a deciding championship game before host North Carolina mounted a two-run rally in the top of the ninth to pull in front, 6-5, and held on the bottom of the frame to advance despite WCU putting a runner at second base with a one-out, Blake Murphy double.

NO.	NAME	POS.	B/T	HT.	WT.	CL.	HOMETOWN / PREVIOUS SCHOOL / HIGH SCHOOL
1	Chad Mabini	RHP	R/R	6-0	185	Jr.	Alpharetta, Ga. / Tallahassee CC / St. Pius X Catholic HS
2	Kramer Ferrell	OF	R/R	6-0	195	Sr.	Ellensburg, Wash. / Cypress College / Ellensburg HS
3	J.D. Long	INF	R/R	5-9	185	R-Jr.	Waxhaw, N.C. / Cutherbertson HS
4	Jason Smith	INF	R/R	5-11	210	R-Jr.	Kernersville, N.C. / Robert B. Glenn HS
5	Brett Pope	INF	L/R	6-0	175	So.	Statesville, N.C. / West Iredell HS
6	Nobu Suzuki	INF	R/R	5-11	175	Jr.	Tokyo, Japan / Skyline College / Santa Monica HS
7	Reece Strong	INF	L/R	5-8	180	Sr.	Richlands, Va. / Richlands HS
8	Spencer Holcomb	C	R/R	5-11	215	So.	Pfafftown, N.C. / Reagan HS
10	Garrett Brown	OF	L/R	6-0	185	R-Sr.	Asheville, N.C. / Erwin HS
11	Pierce Suttles	C	R/R	6-2	215	R-So.	Cornelius, N.C. / Hough HS
12	Bryson Bowman	OF	R/R	6-0	200	R-Jr.	Baton, N.C. / Catawba Valley CC / South Caldwell HS
*14	Matthew Koehler	OF	L/R	6-1	195	So.	Raleigh, N.C. / Sanderson HS
15	Caleb Robinson	INF	R/R	6-0	215	So.	McLeansville, N.C. / Eastern Guilford HS
16	Colton Davis	RHP	R/R	6-1	195	Sr.	Commerce, Ga. / Commerce HS
17	Matt Smith	1B/OF	L/L	5-10	205	Jr.	Fredericktown, Ohio / Fredericktown HS
18	B.J. Nobles	RHP	R/R	6-2	210	Jr.	Raleigh, N.C. / Millbrook HS
*19	Justin Sparks	C	R/R	6-0	195	Fr.	Hendersonville, N.C. / Hendersonville HS
20	Jonathan Waszak	RHP	R/R	6-7	250	Sr.	Wendell, N.C. / East Wake HS
21	Danny Bermudez	C	R/R	5-11	220	Sr.	Cumming, Ga. / Forsyth Central HS
22	Korey Anderson	RHP	R/R	6-2	200	Jr.	Grayson, Ga. / Grayson HS
24	Dylan Biuni	RHP	R/R	5-9	190	So.	Cumming, Ga. / Lambert HS
26	Taylor Durand	LHP	L/L	6-5	225	Sr.	Oak Ridge, Tenn. / Volunteer State / Anderson County HS
*28	Reed Clark	LHP	L/L	6-1	170	Fr.	Cumming, Ga. / Forsyth Central HS
*30	Tristan Baker	LHP	L/L	5-9	150	Fr.	Charlotte, N.C. / Hopewell HS
31	Michael Davis	RHP	R/R	6-5	185	Fr.	Lenoir, N.C. / Hibernian HS
32	Bryan Sammons	LHP	L/L	6-4	235	Jr.	Wilmington, N.C. / Hoggard HS
33	Corey Sikes	LHP	L/L	5-10	150	So.	Monroe, N.C. / Piedmont HS
34	Jake Moebius	RHP/OF	R/R	6-1	190	Fr.	Jamestown, N.C. / Wesleyan Christian Academy
36	Andrew Bullock	INF	L/R	6-1	230	Fr.	Chesapeake, Va. / Grassfield HS
39	Dillon Bray	LHP	L/L	6-0	230	R-Jr.	Hamptonville, N.C. / Starmount HS
44	Brendan Nail	LHP	R/L	6-0	190	So.	Greensboro, N.C. / Page HS
*45	Kegan Frederick	RHP	R/R	6-6	220	Jr.	Dunlap, Tenn. / Cleveland State CC / Sequatchie County HS

* Not on the NCAA Clemson (S.C.) Regional 27-man Roster

WESTERN CAROLINA COACHING STAFF:

25	Bobby Moranda	Head Coach	Eastern Kentucky, 1986	9th Season at WCU
29	Todd Williams	Assistant Coach	Eastern Kentucky, 1988	1st Season at WCU
47	Nate Cocolin	Assistant Coach	Embry-Riddle, 2003	1st season at WCU
40	Brock Doud	Volunteer Assistant Coach	Hope College, 2008	1st season at WCU

ALPHABETICAL CATAMOUNT ROSTER

22	ANDERSON, Korey	Junior	RHP
30	BAKER, Tristan	Freshman	LHP
21	BERMUDEZ, Danny	Senior	C
29	BIUMI, Dylan	Sophomore	RHP
12	BOWMAN, Bryson	R-Junior	OF
39	BRAY, Dillon	R-Junior	LHP
10	BROWN, Garrett	R-Senior	OF
36	BULLOCK, Andrew	Freshman	INF
28	CLARK, Reed	Freshman	LHP
16	DAVIS, Colton	Senior	RHP
31	DAVIS, Michael	Freshman	RHP
20	DURAND, Taylor	Senior	LHP
2	FERRELL, Kramer	Senior	OF
45	FREDERICK, Kegan	Junior	RHP
30	HOLCOMB, Spencer	Sophomore	C
34	KOEHLER, Matthew	Sophomore	OF
3	LONG, J.D.	R-Junior	INF
1	MABINI, Chad	Junior	RHP
34	MOEBIUS, Jake	Freshman	OF
44	NAIL, Brendan	Sophomore	LHP
18	NOBLES, B.J.	Junior	RHP
5	POPE, Brett	Sophomore	INF
15	ROBINSON, Caleb	Sophomore	INF
32	SAMMONS, Bryan	Junior	LHP
33	SIKES, Corey	Sophomore	LHP
4	SMITH, Jason	R-Junior	INF
17	SMITH, Matt	Junior	OF/LHP
19	SPARKS, Justin	Freshman	C
7	STRONG, Reece	Senior	INF
11	SUTTLES, Pierce	R-Soph.	C/RHP
6	SUZUKI, Nobu	Junior	INF
20	WASZAK, Jonathan	Senior	RHP

WCU BASEBALL ROSTER BY POSITION

PITCHERS (15)

1	Chad Mabini	Junior	RHP
16	Colton Davis	Senior	RHP
18	B.J. Nobles	Junior	RHP
20	Jonathan Waszak	Senior	RHP
22	Korey Anderson	Sophomore	RHP
24	Dylan Biuni	Sophomore	RHP
26	Taylor Durand	Senior	LHP
28	Reed Clark	Freshman	LHP
30	Tristan Baker	Freshman	LHP
31	Michael Davis	Freshman	RHP
32	Bryan Sammons	Junior	LHP
33	Corey Sikes	Sophomore	LHP
39	Dillon Bray	R-Junior	LHP
44	Brendan Nail	Sophomore	LHP
45	Kegan Frederick	Junior	RHP

CATCHERS (4)

11	Pierce Suttles	R-Sophomore	C
19	Justin Sparks	Freshman	C
21	Danny Bermudez	Senior	C
30	Spencer Holcomb	Sophomore	C

INFELDERS (7)

3	J.D. Long	R-Junior	INF
4	Jason Smith	R-Junior	INF
5	Brett Pope	Sophomore	INF
6	Nobu Suzuki	Junior	INF
7	Reece Strong	Senior	INF
15	Caleb Robinson	Sophomore	INF
36	Andrew Bullock	Freshman	INF

OUTFIELDERS (6)

2	Kramer Ferrell	Senior	OF
10	Garrett Brown	R-Senior	OF
12	Bryson Bowman	R-Junior	OF
14	Matthew Koehler	Sophomore	OF
17	Matt Smith	Junior	1B/OF
34	Jake Moebius	Freshman	RHP/OF

WCU BASEBALL ROSTER BY CLASS

SENIORS (7):

Bermudez, Brown*, Davis, Durand, Ferrell, Strong, Waszak

JUNIORS (11):

Anderson, Bowman*, Bray*, Frederick, Long*, Mabini, Nobles, Sammons, J. Smith*, M. Smith, Suzuki

SOPHOMORES (8):

Biuni, Holcomb, Koehler, Nail, Pope, Robinson, Sikes, Suttles*

FRESHMEN (6):

Baker, Bullock, Clark, Davis, Moebius, Sparks

* denotes a redshirt

WCU BASEBALL PRONUNCIATION GUIDE

1	Chad MABINI	may - BEANIE
2	Kramer FERRELL	FAIR - ruhl
6	Nobu SUZUKI	suh - ZOO - key
14	Matthew KOEHLER	COAL - lurr
20	Jonathan WASZAK	WAUGH - szack
21	Danny BERMUDEZ	BURR - mew - dez
24	Dylan BIUMI	bee - YOU - me
26	Taylor DURAND	DURR - rand
33	Corey SIKES	CY - kes
34	Jake MOEBIUS	MO - bee - us
HC	Bobby MORANDA	more - RAN - duh
AC	Nate Cocolin	CO - co - lynn
	CULLOWHEE, N.C.	KULL - uh - wee

• QUICK FACTS •

Location:..... Cullowhee, N.C. 28723
Pronounced "KULL - uh - whee"
Founded:..... 1889
Enrollment:..... 10,382
Nickname:..... Catamounts
Colors:..... Purple & Gold
Facility:..... Ronnie G. Childress Field at Hennon Stadium
Seating Capacity:..... 1,500
Field Dimensions:

325 (LF) | 375 (LC) | 395 (CF) | 375 (RC) | 325 (RF)
THE "PURPLE MONSTER"
Sec. I: 20' tall & 50' long – Sec. II: 14' tall & 50' long
CENTERFIELD "BATTER'S EYE"
20' tall & 50' long

Affiliation:..... NCAA Division I
Conference:..... Southern
Chancellor:..... Dr. David O. Belcher (Furman '78)
Athletics Director:..... Randy Eaton (UT-San Antonio '90)
Ticket Office Phone:..... (800) 34-GOWCU
Official Website:..... www.CatamountSports.com

BASEBALL HISTORY:

SoCon Championships:.....22 (13 regular season; 9 tournament)
NCAA Appearances:.....11 (13-22 overall record)
1985, '86, '87, '88, '89, '92, '93, '94, '97, 2003, '07
Last Appearance:..... 2007

WCU COACHING STAFF:

Head Coach:..... Bobby Moranda (Eastern Kentucky, 1986)
• Head Coaching Record at WCU:.....278-222-2 (9th season)
• SoCon Record at WCU:.....146-103-1 (9th season)
• Overall Record:..... Same

ASSISTANT COACHES

Todd Guilliams Eastern Kentucky, 1988
Nate Cocolin (3B Coach) Embury-Riddle, 2003
Brock Doud (1B Coach) Hope College, 2008
Athletic Trainer:..... Kristen Harkins (East Carolina, 2012)

MEDIA RELATIONS INFORMATION:

Asst. AD/Media Relations (BASE Contact):..... Daniel Hooker
• Alma Mater, Year:..... Western Carolina, 2001
• Email Address:..... dhooker@email.wcu.edu
• Office Phone:..... (828) 227-2339
• Cell Phone:..... (828) 508-2494
Director of Media Relations:..... Sean Forrester
• Email Address:..... stforrester@email.wcu.edu
Director of Media Relations:..... Denise Gideon
• Email Address:..... dgideon@email.wcu.edu
Media Relations Intern:..... Royce Dunnivan
• Email Address:..... rwdunnivan1@catamount.wcu.edu
Director of Video Operations:..... Will Adams
• Email Address:..... rwadams@email.wcu.edu
Athletics Fax:..... (828) 227-7688
Baseball Press Box Phone:..... (828) 227-7020
Online Streaming Audio:..... www.CatamountSports.com
Online Stream Video:..... www.SoConDigitalNetwork.com/WCU
Athletics Mailing & Overnight Address:..... WCU Athletics
Ramsey Center
Cullowhee, N.C. 28723
Southern Conference Contact:..... Phil Perry
• Email Address:..... pperry@socon.org
• Web Address:..... www.SoConSports.com



WCU POTENTIAL REGIONAL STARTING PITCHERS:

#	PLAYER	L/R	CL	ERA	W-L	IP	BB	K	NOTES
32	Bryan Sammons	LHP	Jr.	5.51	8-3	98.0	55	88	2 app., at SoCon Tm; 3-hit CG win at CIT; 216 career Ks
44	Brendan Nail	LHP	So.	5.27	4-6	82.0	47	62	22 starts; career-high tying 7 Ks at WOF; 101 career Ks
22	Korey Anderson	RHP	Jr.	8.21	1-3	41.2	24	42	All-Tm Tm; tied a career-long 7.0 IP, 7Ks, OBB at FUR
26	Taylor Durand	LHP	Sr.	5.64	0-2	22.1	20	24	42 career, 6 starts; 5.0 IP w/ 4.1 no-hit IP last 2 starts

WCU PROJECTED STARTING LINE-UP:

POS.	#	PLAYER	B-T	CL	GP-S	AVG.	HR	RBI	INDIVIDUAL QUICK NOTES
DH	36	Andrew Bullock	L/L	Fr.	33-4	.338	6	15	.533, 4 HR last 7 gms; Missed tourney, HBP to head at Kent St.
C	21	Danny Bermudez	R/R	Sr.	58-58	.295	6	36	Sr. captain; 53 season starts at C; PRE & POST All-SoCon C
1B	17	Matt Smith	L/L	Jr.	59-59	.387	10	52	.591 (13-of-22) @ SoCon Tm – MVP; Tm-high 29 multi-hit gms
2B	3	J.D. Long	R/R	R-Jr.	55-52	.230	5	38	GW RBI in Tm vs. WOF; .316 (12-of-38) last 12 gms, 12 RBI
SS	5	Brett Pope	R/R	So.	28-28	.288	0	10	Out March 30 – May 25 (hand); 6-24 (.250), RBI in return
3B	15	Caleb Robinson	R/R	So.	57-52	.291	5	35	Reached in 12-straight gms; 8-for-45 (.178) w/ 10 BBs, HBP
LF	2	Kramer Ferrell	R/R	Jr.	57-57	.332	8	63	11 singles, 9 RBI SoCon Tm; Academic All-District; All-SoCon
CF	10	Garrett Brown	L/R	Sr.	55-55	.325	4	34	SoCon-lead 34 SBs; Rockies draft pick ('11); 2-sprt athlete (FB)
RF	12	Bryson Bowman	R/R	R-Jr.	58-58	.336	19	58	On-base in 24 strght; 35 of 72 hits for extra bases; All-SoCon

LEADING OFF FOR THE CATAMOUNTS:

• WCU entered the Southern Conference Tournament having dropped four of its last six games on the season ... However, the Catamounts went 5-1 to win the conference tournament championship, riding a three-game win streak ... WCU opened the month of April with a season-long, six-game winning streak – each win coming in SoCon play;

• The Catamounts have scored runs in the first inning in 31 of their 59 games this season (52.5%) including two stretches of five-straight games with first-inning scores ... WCU scored in the first inning four times in the tournament;

• WCU had its string of four-straight SoCon series wins halted at The Citadel – WCU's first three-game series loss to the Bulldogs since 2010 – and dropped the series vs. Mercer for a second-straight year ... the Catamounts have two, three-game SoCon series sweeps, taking all three games at both Wofford and VMI ... WCU has three, three-game series sweeps this season – all coming on the road (at Kansas State, at Wofford, at VMI);

• WCU's SoCon series victory over ETSU in late March halted a streak of five-consecutive conference series the Catamounts dropped last season ... WCU went 1-2 in each of its final five series – vs. VMI, at Samford, at ETSU, vs. Furman and at Mercer ... WCU won at least one game in every SoCon series in 2015;

• WCU's three-game sweep of Big 12 foe, Kansas State, in mid-March represented the first nonconference series sweep of the Wildcats in Manhattan since 1993;

• 17 of Western Carolina's 30 victories this season have come away from home ... the Catamounts picked up their first win on the road this season at Indiana to halt an 0-for-5 start away from Cullowhee ... the Catamounts are 17-20 overall away from home (12-17 road and 5-3 on neutral fields) ... WCU finished the season 13-9 at Childress Field / Hennon Stadium in Cullowhee this year.

CATAMOUNT OFFENSIVE LEADERS:

Hits Matt Smith 86
Runs Bryson Bowman 62
RBI Kramer Ferrell 63
Singles Matt Smith 64
Doubles Bryson Bowman 13
Triples Three tied with 3
Home Runs Bryson Bowman 19
Two Out RBI Matt Smith 28

SOUTHERN CONFERENCE SUCCESS FOR WCU:

• Over the past four seasons, the Catamounts have won 67 of their last 101 regular season Southern Conference games, 67-34 for a 66-percent winning percentage;

• WCU has claimed at least two wins in the trio of weekend against league foes in 21 of the last 34 conference series dating back to 2013 ... WCU has not been swept by a SoCon opponent since April of 2012 (L-3 at Samford), a span of 32 conference series meetings since it last failed to win a league game in a three-game set ... During that same time, WCU has recorded 11 series sweeps vs. conference foes;

• Western Carolina has the most combined Southern Conference championships in league history at 23 – 13 regular season titles including back-to-back titles in 2013 and 2014 with 10 tournament crowns ... WCU has also advanced to the SoCon Championship game a total of 16 times ... The Citadel is second with 21 total championships with 13 regular season titles and eight tournament crowns.

ON THE INJURY FRONT FOR WESTERN CAROLINA:

• Western Carolina is expected to return freshman DH Andrew Bullock for the NCAA Clemson (S.C.) Regional ... the Chesapeake, Va., native took a pitch to the head/face at Kent State in the final series of the regular season, suffering broken bones in his face and severe swelling and bruising – but has been cleared to play;

• The Catamounts saw the return of sophomore SS Brett Pope at the conference tournament ... Pope suffered a broken bone in his hand stemming from a HBP at Kansas State on March 19 ... the Statesville, N.C., played in four games following the HBP, but was out of the Catamount lineup from March 30 until May

• Pope missed his first career game in the Sunday game at Kansas State in Manhattan, snapping his streak at 69-straight starts over his first two seasons.

TRENDING FOR THE CATAMOUNT BASEBALL TEAM:

• Only one Catamount has started every game this season – junior Matt Smith ... Smith has starts between the outfield in CF (1), LF (3), RF (3), 1B (47), and DH (5) ... Smith has started each game the past two years (59+51=110 games);

• WCU junior transfer second baseman Nobu Suzuki leads the squad with a school single-season record 13 sacrifice hits this season ... Suzuki broke the previous record of 11 that had been held by three others – Barrett Shaft (2008), Todd Roper (2003) and Morgan Frazier (1999);

FORMER CATAMOUNT TYLER WHITE LANDS WITH ASTROS:

- Former Catamount infielder – and 2013 SoCon Player of the Year – Tyler White made the Opening Day roster for the Houston Astros ... He singled in his first MLB at bat on Tues., April 5, and collected his first extra base hit in his first career start on April 6 ... White hit his first Big League home run on Thurs., April 7 – a two-run shot to left-center;
- White earned the American League Player of the Week honors on April 11, batting .556 (10-of-18) with two doubles, 3 home runs and nine RBI through his first six career games in the Big Leagues;
- White was a first-team All-Southern Conference selection, the media's SoCon Player of the Year and a third-team Louisville Slugger All-America in 2013, batting .363 ... He also paced the squad with 66 RBI and 16 home runs while his 27 doubles broke a 10-year old, single-season record;
- Over his four-year career, White hit .325 and tallied 77 multi-hit games while posting multiple RBIs 42 times ... He finished tied for fourth in career games played (228) and tied for third in career games started (220) for WCU, while his 882 career at bats were the third-most in program history ... All told, White's 287 career base hits put him fourth in program history, ranking third with 64 career doubles;
- White was a 33rd round draft pick of the Astros in the 2013 MLB First-Year Player Draft; taken with the 977th overall pick in the draft.



- WCU ranks tied for 2nd in the SoCon with 90 stolen bases – but had a SoCon-best 49 thefts in league play ... the Catamounts have been hit by a SoCon-leading 94 pitches, a mark that ranks WCU FIFTH in the NCAA ... WCU had 40 HBPs in SoCon play;

- Senior Garrett Brown ranks tied for 8TH nationally with a SoCon-leading 34 stolen bases this season ... Brown ranks 3rd in WCU's single-season record books with his 34 stolen bases – 12 thefts shy of the single-season record of 46 held by Eric Johnson (1999) ... With 45 career stolen bags, Brown currently ranks 14th in WCU's career record books;

- Western Carolina redshirt junior Bryson Bowman ranks tied for sixth nationally with 18 seasonal home runs;

- Senior Danny Bermudez has been plunked by a total of 35 pitches during his WCU career and ranks tied for 6th in WCU's career record books ... Classmate Kramer Ferrell has been hit a total of 24 times over the past two seasons to rank tied for 17th overall on WCU's career ledgers;

RETURN TO GORILLA BASEBALL – CHICKS DIG THE LONG BALL:

- Southern Conference schools continue to dominate the national home runs lead, occupying five of the top nine spots in the NCAA rankings ... Mercer leads the nation with 93 homers on the year while Samford is third with 83 homers and ETSU ranks seventh with 75 ... Western Carolina ranks eighth nationally with 71 homers while VMI is ninth nationally with 68 round-trippers;

- Mercer leads the nation in home runs per game at 1.52 ... Samford ranks fourth (1.36) while ETSU ranks sixth (1.32) followed by VMI in ninth (1.21) and Western Carolina in 10th (1.20) to round out the top 10 teams in the NCAA;

- WCU may have ranked fourth in the SoCon in overall home runs this season with 71 – 8th in the NCAA rankings ... But the Catamounts, who went SIX league games without a homer, continue to LED the SoCon with 48 round-trippers in conference-only games ... WCU had nine more SoCon home runs than second-place, ETSU (39);

- Mercer leads the SoCon with six grand slam home runs this season ... UNCG is second with five while VMI and Samford are third with four grand slams ... WCU has three grand slams – one in each of its first three SoCon series – by Matt Smith, J.D. Long and Kramer Ferrell ... All told, a total of 25 grand slams have been hit in the SoCon in 2016.

NOTING WCU HEAD COACH, BOBBY MORANDA:

- Western Carolina head coach Bobby Moranda has amassed 283 victories in his ninth season at WCU, moving him into SECOND in program-history ... He most by-passed former head coach Todd Raleigh who won 257 games in Cullowhee ... Moranda is just 19 wins behind program all-time leader, Jack Leggett (302 in nine seasons);

- Moranda eclipsed the 200-win mark for his career, reaching the milestone in 2014 with a win over La Salle ... Moranda (270) is the fifth WCU head coach to win 200-or-more games in Cullowhee – Jack Leggett (302, 1983-91), Todd Raleigh (257, 2000-07), Keith LeClair (229, 1992-97), Bill Haywood (215, 1969-81);

- Moranda became WCU's all-time leader in Southern Conference victories, matching former head coach Todd Raleigh with his 132nd league win with the Friday, 12-11, come-from-behind win over ETSU ... Saturday's series-clinching victory over the Bucs gave Moranda 133 SoCon wins at the helm of the WCU program, the most by one head coach in program history ... Raleigh was 132-101 in seven seasons in Cullowhee ... Moranda currently has a 146-103-1 mark in league games in his ninth season;

- Including two wins in 2014, WCU has won 10 games against teams ranked in the national Top 30 under Bobby Moranda ... Mississippi State's No. 2 ranking was the highest squad defeated by WCU under Moranda, eclipsing fourth-ranked Georgia Tech in 2009 ... WCU most recently beat No. 15 Clemson at home, 18-10.

FERRELL NAMED CoSIDA ACADEMIC ALL-DISTRICT 3:

- WCU senior OF Kramer Ferrell was named to the CoSIDA Academic All-District 3 team, recognizing the nation's top student-athletes for their combined performances athletically and in the classroom ... Ferrell is now eligible for Academic All-America honors (June 3);

- Ferrell was one of two SoCon players in District 3 and four SoCon players overall recognized ... He becomes the fifth different Catamount since 2002 to collect six separate honors during that same span, the most recent since Jacob Hoyle collected honors in 2014;

- Ferrell boasts a cumulative GPA of 3.65 while majoring in finance ... Last year, he was named to the 2014-15 SoCon Academic Honor Roll.

HEAD COACH BOBBY MORANDA

FULL NAME: Robert Steven Moranda

BIRTHDATE: August 18, 1964

EDUCATION:

Bachelor's degree in Broadcast Management with a minor in Marketing from Eastern Kentucky in 1986; Master's degree in Recreation Administration from Eastern Kentucky in 1989.

PLAYING EXPERIENCE:

Harper Community College, in Palatine, Ill. (1983-84); Eastern Kentucky University, in Richmond, Ky. (1985-86)

COACHING EXPERIENCE:

Assistant at Eastern Kentucky (1987-98) ... Head Assistant/ Recruiting Coordinator at Virginia (1990-95) ... Associate Head/ Recruiting Coordinator at Wake Forest (1996-2001) ... Associate Head at Georgia Tech (2002-2007) ... Head Coach at Western Carolina (2008-present)

FAMILY:

Wife, Pamela ... daughter, Taylor Jade ... son, Breysen Kade

**MORANDA'S WCU HEAD COACHING RECORD**

YEAR	OVERALL	SOCON	FINISH	NCAA
2008	29-28	14-13	6th-t	-
2009	35-22	19-10	4th	-
2010 ^	37-21-1	16-13-1	6th	-
2011	23-31-1	12-18	8th	-
2012	32-24	16-14	5th	-
2013	39-20	23-7	1ST	-
2014	37-18	20-6	1ST	-
2015	21-30	11-13	6th-t	-
2016	30-29	15-9	2nd-t	2016
TOTAL	283-223-2	146-103-1		

^ – Advanced to SoCon Tourney Championship

MORANDA VS. SoCon AS WCU HEAD COACH

TEAM	OVERALL	HOME	AWAY	NEUTRAL
The Citadel	18-10	12-2	6-6	0-2
East Tennessee State	8-4	6-2	2-2	0-0
Furman	14-17	8-7	6-6	0-4
Mercer	5-5	1-2	2-2	2-1
UNCG	15-9	5-4	10-5	0-0
Samford	16-12	9-3	4-8	3-1
VMI	4-2	1-2	3-0	0-0
Wofford	22-5	15-3	6-2	1-0

WCU'S ALL-TIME HEAD COACHES

HEAD COACH	YRS	SEASONS	OVERALL	SOCON
Jim Gudger	11	1951-60, '63	140-83	--
Charles Seeger	2	1961-62	20-21	--
Ron Blackburn	5	1964-68	78-65	--
Bill Haywood	13	1969-81	215-161-2	48-23
David Wright	1	1982	28-12	12-4
Jack Leggett	9	1983-91	302-226	103-39
Keith LeClair	6	1992-97	229-135-2	99-38
Rodney Hennon	2	1998-99	81-38	38-16
Todd Raleigh	7	2000-07	257-209	132-101
Bobby Moranda	9	2008-pres.	283-223-2	146-103-1

CHILDRESS FIELD / HENNON STADIUM



• Ronnie G. Childress Field at Hennon Stadium has been the home of Western Carolina Catamount baseball for the past 35 years, moving to its present site prior to the 1978 season ... WCU has won 72-percent of its game at home;

• The facility was officially renamed Childress Field at Hennon Stadium in a dedication ceremony on April 23, 1994;

• Prior to first pitch in 2011, the facility received one of its most dramatic face lifts ... Off-season improvements in 2011 included such as the addition of a new brick back stop, lower level field seating, brick facade down both foul lines including bullpen benches, center field batter's eye and the construction of a courtyard plaza;

• The Catamounts moved approximately 200 yards to the east from Haywood Field early in the 1978 season ... Bill Haywood, head baseball coach from 1969 through 1981, and Mr. E.J. Whitmire, longtime supporter and benefactor from Franklin, were the driving forces behind the building of the facility;

• WCU hosted the SoCon Baseball Tournament in Cullowhee at Childress Field / Hennon Stadium in 1984 and 1986, winning the title in the latter.

Year	Overall	SoCon
1978	12-2	5-2
1979	7-5	3-3
1980	14-7	6-3
1981	10-4	5-3
1982	21-3	8-0
1983	18-7	4-2
1984	15-10	6-2
1985	16-9	6-2
1986	18-9	7-2
1987	16-4	7-2
1988	19-5	5-1
1989	13-9	6-3
1990	23-5	7-2
1991	17-10	6-3
1992	22-5	11-1
1993	16-6	8-1
1994	24-5	8-3
1995	17-10	8-4
1996	16-10	7-5
1997	22-4	11-2
1998	19-3	9-2
1999	19-7	7-5
2000	11-14	7-9
2001	18-6	11-4
2002	20-6	10-5
2003	25-3	13-2
2004	18-9	8-7
2005	19-9	11-4
2006	21-8	9-6
2007	20-7	10-2
2008	16-9	9-6
2009	18-11	8-7
2010	21-7	11-4
2011	14-14-1	8-7
2012	19-7	10-5
2013	24-7	12-3
2014	23-3	12-2
2015	14-11	7-5
2016	13-9	7-5
TOTALS	690-281-1 (.710)	313-136 (.697)

HOME-SWEET-HOME COOKING IN CULLOWHEE:

Including a 13-9 record this season, Western Carolina holds a 74-30 (.712) home record over the past four seasons including a 38-15 (.717) mark against league foes at home during the past four years.

WESTERN CAROLINA IN SoCon OPENERS:

• WCU has only won TWO of its EIGHT previous SoCon opening games under head coach Bobby Moranda ... However, the Catamounts have won FOUR of the NINE SoCon-opening series under Moranda, having their string of three-straight SoCon-opening series wins snapped at UNCG last year;

• Since the SoCon went to three-game league series in 1984, WCU is 19-13 in the first conference game ... WCU has won 21 of the 32 SoCon-opening series with nine losses and one weather-shortened series tie:

WCU's SoCon Openers – Year-by-Year under Moranda				
Year	Opponent	Gm1	Gm2	Gm3
2016	ETSU (2-1)	L, 14-8	W, 12-11	W, 15-9
2015	at UNCG (1-2)	L, 17-6	W, 17-2	L, 7-4
2014	at Elon (2-1)	L, 5-1	W, 6-5	W, 9-7
2013	at Davidson (2-1)	W, 9-4	L, 7-5	W, 5-2
2012	at The Citadel (2-1)	L, 4-2	W, 6-5	W, 6-5
2011	at UNCG (0-3)	L, 5-4	L, 11-4	L, 9-6
2010	at The Citadel (0-3)	L, 4-0	L, 7-5	L, 11-6
2009	App State (3-0)	W, 4-0	W, 14-11	W, 4-3
2008	at Ga. Southern (0-3)	L, 19-10	L, 13-12	L, 15-12

DANNY BERMUDEZ NAMED TO BENCH AWARD WATCH LIST:

• For a second-straight year, WCU catcher Danny Bermudez appeared on the initial watch list for the 2016 Johnny Bench Award presented by BaseballSavings.com and announced by the Greater Wichita Area Sports Commission;

• Bermudez was a second team All-SoCon selection at catcher after the 2015 season, and a second team All-State honoree after batting a career-best .317 last season with career-highs in doubles (14) home runs (7) and RBI (42);

• Bermudez – the SoCon's preseason first team catcher – was joined by five other catchers from the league on the watch list including: Richard Greene, Samford; Jake Kusz, UNCG; Charlie Madden, Mercer; Hagen Owenby, ETSU; and Carson Waln, Wofford.

TWO CATAMOUNTS NAMED PRESEASON ALL-SOCON:

• WCU landed two players on the SoCon's preseason all-conference teams ... Senior catcher Danny Bermudez and junior outfielder Matt Smith both received first team preseason All-SoCon honors from the league's head coaches ... Both were also recognized by College Sports Madness in its preseason picks;

• Danny Bermudez was a second team post-season All-SoCon selection in 2015, making 38 of his 48 seasonal starts behind the plate ... Bermudez batted a career-high .317 and accounted for season career-highs for doubles (14), home runs (7), and RBI (42) ... Bermudez also threw out 13 would-be base stealers, fifth in the SoCon;

• Matt Smith battled through a throwing arm injury in 2015, moving from the outfield to the DH role where he earned post-season All-SoCon plaudits ... Started every game last spring, collecting 65 hits including 11 doubles, a triple and five home runs with 34 RBI ... Drew a team-high 31 walks in 2015, a mark that ranked tied for fifth in the league;

WESTERN CAROLINA ENTERING THE 2016 SEASON:

• WCU returns the bulk of its lineup a season ago, especially with numerous players being pressed into the lineup due to injuries in 2015 ... Notable losses include all-time triples leader, 2B Bradley Strong, and slugger Jacob Hoyle offensively ... Out of the bullpen, WCU lost RHP Tyler Powell, who finished his career tied for second in the program record book with 22 career saves in 97 career appearances;



Western Carolina's baseball and softball teams have worn gray ribbons on their batting helmets since late-April when University chancellor Dr. David Belcher announced to the campus community that he had been diagnosed with a small brain tumor that was affecting his speech and expression.

In early May, he underwent surgery at Duke University Hospital to remove the tumor. He has since returned home to Cullowhee and is resting and recovering.

Gray is the color of brain tumor awareness; the ribbon includes the phrase "We Support Chancellor Belcher; #1 Catamount" in purple.

• WCU returns 70-percent (107-of-152) extra base hits from a year ago including 74-of-97 doubles and 29 of its 46 home runs ... Despite losing seasonal-leader Bradley Strong's 58 RBI, the Catamounts return 227 of their 317 RBI from last season – 71.6-percent;

CATAMOUNT BASEBALL HISTORY & TRADITION:

• Western Carolina claimed the 2014 SoCon regular season baseball championship, taking the seasonal crown for a second-consecutive season and a conference-leading 13th time in program history ... WCU matched The Citadel for the most seasonal titles in leagues history while moving ahead of the Bulldogs with 22 combined baseball championships (13 regular season, nine tournament);

• In 2013 & 2014, WCU claimed back-to-back regular season championships for the first time since the late 1980s – a span of four-straight from 1986-89 ... the Catamounts accomplished the back-to-back feat for the first time in the SoCon since Elon won back-to-back titles in 2008-2009;

• Western Carolina has only missed one SoCon tournament since the event's inception in 1984, missing the 2000 tournament under then first-year head coach Todd Raleigh.







• Since Bobby Moranda came to Cullowhee, the Catamounts have had 16 players drafted ... Since 2000, 27 different WCU players have been drafted by MLB clubs;

• The Catamounts finished the 2014 season with 39 victories, recording the program's 26th 30-win season since 1984 (26, 30-win seasons over the past 30 years).

• Western Carolina is one of the most dominant baseball programs in the Southern Conference ... Between WCU and The Citadel, the two programs combine for 43 SoCon regular season and tournament championships, both with 22 ... The Citadel has 13 regular season championships and eight tournament titles while WCU's 22 titles also includes winning the regular season 13 times with nine tourney crowns.

NEW ASSISTANT COACHING STAFF FOR WCU BASEBALL:

Bobby Moranda has a new assistant staff entering the 2016 season ... He will be flanked by long-time Valdosta State assistant – and a former teammate at Eastern Kentucky – Todd Guilliams, and former head coach at NCAA Division II Gannon University, Nate Cocolin, who coaches third base ... That trio is joined by volunteer assistant, Brock Doud, who will also coach first base.



Posting its third top-two finish over the past four seasons, Western Carolina landed six players on the postseason All-Southern Conference teams as the conference unveiled its honorary squads as voted on by the league's nine head coaches and members of the media.

Mercer outfielder Kyle Lewis was selected as the SoCon's Player of the year by both voting groups with Furman RHP Will Gaddis was dubbed the SoCon Pitcher of the Year, sharing the honor with UNCG reliever Andrew Wantz in the media tabulations. Furman outfielder Jabari Richards was named the Freshman of the Year while UNCG head coach Link Jarrett captured the top coaching honor.

JUNIOR 1B MATT SMITH – 1ST TEAM COACHES & MEDIA:

A preseason all-conference selection prior to the season, Matt Smith led WCU through the regular season with a .365 batting average – sixth in the SoCon through the regular season – after carrying a plus-.400 average late into the month of April. He led the Catamounts in league play, batting .387 against SoCon opponents. The Fredericktown, Ohio, native leads the Catamounts with 24 multiple-hit games, and twice put together double-digit hitting streaks including a long of 15-straight games. Smith, WCU's only first team selection by either voting group, is one of two players with double-digit home runs this season for WCU, belting a career-best 10 this spring.

SENIOR C DANNY BERMUDEZ – 2ND TEAM COACHES & MEDIA:

A second team selection, Danny Bermudez has been an ironman for the Catamounts in 2016, playing in 52 of the team's 53 games including 52 appearances among the starting lineup. An early-season Johnny Bench Award Watch List candidate and the preseason All-SoCon selection at catcher, Bermudez has made 47 starts behind the plate for the Purple & Gold. The Cumming, Ga., product is batting just below the .300 plateau at .295 with 14 extra base hits including nine doubles and five home runs with 31 RBI.

R-JUNIOR OF BRYSON BOWMAN – 2ND TEAM COACHES:

Like Bermudez, Bryson Bowman garnered second team All-SoCon plaudits from both the media and coaches. Bowman ranks second in the SoCon with a team-best .705 slugging percentage as 33 of his 64 hits have gone for extra bases including 12 doubles, three triples, and a WCU-high 18 home runs – a mark that ranks second in the league. Bowman hit 14 of his 18 home runs against Southern Conference competition, amassing a .844 slugging percentage in league play. The Baton, N.C., native was selected as a SoCon Player of the Week during the 2016 season. He paced the Catamounts during the regular season with 16 multi-RBI games, posting a team-high tying 54 runs driven in. The outfielder carries an 18-game reached base safely streak that includes a five-game hitting streak into the tournament.

SENIOR OF KRAMER FERRELL – 2ND TEAM COACHES:

Ferrell was WCU's only two-time weekly award winner, also garnering national player of the week honors from Collegiate Baseball. He concluded the regular season batting a career-best .322 with 65 hits including nine doubles, three triples, and eight homers. Ferrell had 21 multiple-hit games and put together a team-long, 17-game hitting streak during the season. His 54 RBI are tied with Bowman for the team lead through 53 games. The Ellensburg, Wash., native was plunked 15 times during the season, second-most in the SoCon.

SENIOR RHP COLTON DAVIS – 2ND TEAM COACHES:

RHP Colton Davis has had his best season on the mound for the Catamounts, matching his single-season career-best with 25 appearances during the year. The Commerce, Ga., native has a career-best five victories, tossing 59.1 innings with 80 strikeouts to rank sixth in the SoCon – a mark that includes a SoCon-leading 32 strikeouts looking. Davis collected his first save of the year – and the third of his career – in the final regular season series against UNCG, helping the Catamounts collected the series win.

FRESHMAN DH ANDREW BULLOCK – ALL-FRESHMAN:

Rounding out WCU's six honorees was freshman Andrew Bullock, who was selected to the 12-member All-Freshman team. Finding a home as the squad's designated hitter, the Chesapeake, Va., native finished the regular season batting .338 with seven extra base hits including six home runs – his first coming on the road at nationally-ranked North Carolina. He finished the regular season with five multiple-hit games and four games with multiple RBI. All told, the rookie batted .373 against SoCon pitching with five home runs.

2016 COACHES ALL-SOUTHERN CONFERENCE BASEBALL TEAM

FIRST TEAM

Will Gaddis, Furman SP Ryan Askew, Mercer
Parker Curry, Samford SP Matthew Milburn, Wofford
Andrew Wantz, UNCG RP COLTON DAVIS, WCU
Hagen Owenby, ETSU C DANNY BERMUDEZ, WCU
MATT SMITH, WCU 1B Alex Lee, Samford
Trey York, ETSU 2B Ben Spitznagel, UNCG
Matt Meeder, Mercer SS Derek Hirsch, Wofford
Collin Woody, UNCG 3B Blake Rowlett, ETSU
Kyle Lewis, Mercer OF Trey Truitt, Mercer
L.J. Kalawaia, UNCG OF BRYSON BOWMAN, WCU
Heath Quinn, Samford OF KRAMER FERRELL, WCU
Austin Edens, Samford DH Dillon Stewart, UNCG

SECOND TEAM

SOUTHERN CONFERENCE PLAYER OF THE YEAR:

Kyle Lewis, Jr., OF, Mercer

SOUTHERN CONFERENCE PITCHER OF THE YEAR:

Will Gaddis, So., RHP, Furman

FRESHMAN OF THE YEAR:

Jabari Richards, OF, Furman

COACH OF THE YEAR

Link Jarrett, UNCG

SOUTHERN CONFERENCE ALL-FRESHMAN TEAM:

Ben Peden, The Citadel	Jake Crawford, Furman
Jabari Richards, Furman	Conard Broom, Mercer
Kevin Coulter, Mercer	Matt Frisbee, UNCG
Andrew Moritz, UNCG	Cesar Trejo, UNCG
Stephen Jones, Samford	Matt Pita, VMI
Josh Winder, VMI	ANDREW BULLOCK, WCU

2016 MEDIA ALL-SOUTHERN CONFERENCE BASEBALL TEAM

FIRST TEAM

Will Gaddis, Furman SP Ryan Askew, Mercer
Parker Curry, Samford SP Matthew Milburn, Wofford
Andrew Wantz, UNCG RP Will Stillman, Wofford
Hagen Owenby, ETSU C DANNY BERMUDEZ, WCU
MATT SMITH, WCU 1B Collin Fleischer, VMI
Trey York, ETSU 2B Ben Spitznagel, UNCG
Matt Meeder, Mercer SS Robbie McCabe, ETSU
Collin Woody, UNCG 3B Blake Rowlett, ETSU
Kyle Lewis, Mercer OF Jabari Richards, Furman
L.J. Kalawaia, UNCG OF Trey Truitt, Mercer
Heath Quinn, Samford OF BRYSON BOWMAN, WCU
Austin Edens, Samford DH Dillon Stewart, UNCG

SECOND TEAM

SOUTHERN CONFERENCE PLAYER OF THE YEAR:

Kyle Lewis, Jr., OF, Mercer

SOUTHERN CONFERENCE CO-PITCHERS OF THE YEAR:

Will Gaddis, So., RHP, Furman / Andrew Wantz, So., RHP, UNCG

FRESHMAN OF THE YEAR:

Jabari Richards, OF, Furman

COACH OF THE YEAR

Link Jarrett, UNCG

WESTERN CAROLINA IN NCAA REGIONAL PLAY ALL-TIME

1985 NCAA EAST REGIONAL

Site: Columbia, S.C.

Opponent	W/L	WCU	OPP
Old Dominion	W	5	3
LaSalle	L	2	6
St. John's	W	9	6
South Carolina	L	3	14

1986 NCAA ATLANTIC REGIONAL

Site: Coral Gables, Fla.

Opponent	W/LWCU	OPP
Miami (Fla.)	L	8 10
Georgia Tech	L (11)	7 8

1987 NCAA MID-EAST REGIONAL

Site: Starkville, Miss.

Opponent	W/LWCU	OPP
Oklahoma State	L	3 6
Purdue	W	8 7
Mississippi State	W	8 1
Oklahoma State	L	6 9

1988 NCAA SOUTH REGIONAL

Site: Starkville, Miss.

Opponent	W/LWCU	OPP
Mississippi State	L	4 7
Texas A&M	L	6 8

1989 NCAA SOUTH REGIONAL

Site: Starkville, Miss.

Opponent	W/LWCU	OPP
Mississippi State	L	0 8
Indiana State	L	3 10

1992 NCAA SOUTH II REGIONAL

Site: Tallahassee, Fla.

Opponent	W/LWCU	OPP
Florida State	W	1 0
Kent State	W	14 1
Stanford	W	5 0
Florida State	L	3 4
Florida State	L	3 18

(Runner-up in NCAA South II Regional)

1993 NCAA SOUTH REGIONAL

Site: Baton Rouge, La.

Opponent	W/LWCU	OPP
Louisiana State	L	2 7
Miami (Fla.)	W	10 5
Kent State	L	5 8

1994 NCAA MIDEAST REGIONAL

Site: Knoxville, Tenn.

Opponent	W/LWCU	OPP
Arizona State	L	6 8
Tennessee	L	4 6

1997 NCAA EAST REGIONAL

Site: Tallahassee, Fla.

Opponent	W/LWCU	OPP
Auburn	L	3 11
Marist	W	8 3
South Florida	L	4 9

2003 NCAA WILSON REGIONAL

Site: Wilson, N.C.

Opponent	W/LWCU	OPP
Va. Commonwealth	L	6 0
Lemoyne	W	9 5
Va. Commonwealth	W	2 0
N.C. State	L (14)	6 4

(Runner-up in NCAA Wilson Regional)

2007 NCAA CHAPEL HILL REGIONAL

Site: Chapel Hill, N.C.

Opponent	W/LWCU	OPP
East Carolina	L	8 9
Jacksonville	W	7 0
East Carolina	W	9 5
North Carolina	L	5 6

(Runner-up in NCAA Chapel Hill Regional)



NO. 1 CLEMSON VS. NO. 4 WESTERN CAROLINA



SERIES HISTORY:

In Cullowhee, N.C.:	WCU trails, 11-18 (L-2)
In Clemson, S.C.:	WCU trails, 5-43 (L-4)

WCU trails, 16-61 (L-5)



WESTERN CAROLINA VS. CLEMSON – THE SERIES:

- Western Carolina and Clemson meet for the 78th time overall – and for the first-time ever in post-season play ... WCU trails in the all-time series, 16-61 ... the Catamounts trail in games played in Clemson, 5-43;

- WCU dropped the first meeting this year on March 30 in Cullowhee by a score of 10-8 before falling in 10 innings, 7-6, at Clemson on April 12;

- In game one, Clemson led by one before a five-run ninth made it 10-4 going to the home half ... WCU scored four runs and had the game-tying run to the plate twice but could not knot the game ... At Clemson, WCU went up 4-0 and 6-3 before the Tigers tied the game in the bottom of the 8th inning ... Weston Wilson collected his only hit of the game in the bottom of the 10th on a two-out single to score Eli White;

- WCU last defeated Clemson in 2014, winning in Cullowhee, 18-10, on March 4 over the then 15th-ranked Tigers ... the Catamounts scored 18 runs before the fifth inning and led 18-4 heading into the top of the ninth inning;

- In 2012, Western Carolina took both ends of the two-game, home-and-home series for the first time ever ... WCU won in Cullowhee, 8-4, before pounding out 22 hits in a 13-9 road win at Doug Kingmore Stadium ... the two teams have met at least once every year since 1978.

FAMILIAR FELINE FACE – CATAMOUNTS & TIGERS:

- Clemson assistant head coach Bradley LeCroy has ties to Western Carolina as a former coach with the Catamount baseball program ... LeCroy, a Clemson graduate, was a member of former WCU head coach Todd Raleigh's coaching staff from 2006-07 ... His wife, Meredith, served as WCU's Director of Athletic Marketing during that same time frame;

- Former Clemson head coach Jack Leggett coached the Catamounts from 1983 until 1991, and remains WCU's all-time winningest head coach with 302 victories ... He guided WCU to five-straight Southern Conference Championships and five-consecutive NCAA Regional berths ... Leggett started a coaching tree at WCU that spanned 15 years including his former players Keith LeClair, Rodney Hennon and Todd Raleigh.

WCU VS. CURRENT MEMBERS OF THE ACC:

- Western Carolina is 61-146 (.295) all-time record against teams currently in the Atlantic Coast Conference (ACC) ... WCU has faced every team currently in the league except Boston College, Pittsburgh, Notre Dame and Syracuse;

WCU vs. Clemson Series – Under Bobby Moranda WCU trails over the last nine years, 5-12

4/12/16	#18 Clemson	7-6 ¹⁰	Clemson
3/30/16	#17 Clemson	10-8	Cullowhee
4/14/15	Clemson	14-2	Clemson
3/24/15	Clemson	19-2	Cullowhee
4/23/14	#20 Clemson	11-3	Clemson
3/4/14	Western Carolina	18-10	Cullowhee
4/24/13	#13 Clemson	12-1	Clemson
4/9/13	#17 Clemson	12-9	Cullowhee
4/4/12	Western Carolina	13-8	Clemson
3/14/12	Western Carolina	8-4	Cullowhee
4/27/11	#18 Clemson	6-4	Cullowhee
4/6/11	Clemson	12-3	Clemson
4/14/10	Western Carolina	7-5	Clemson
4/15/09	#18 Clemson	12-3	Clemson
4/14/09	#18 Clemson	11-1	Cullowhee
4/22/08	Clemson	6-0	Cullowhee
4/15/08	Western Carolina	6-2	Clemson

- The Catamounts and Tigers have met 77 times to represent the most head-to-head meetings between WCU and an ACC foe, followed by Georgia Tech (38) and N.C. State (33);

- Western Carolina vs. current members of the Atlantic Coast Conference: Clemson (16-61); Duke (4-1); Florida State (1-4); Georgia Tech (16-22); Miami (Fla.) (2-5); North Carolina (2-13); N.C. State (8-25); Virginia (1-0); Virginia Tech (6-10); Wake Forest (5-5);

- Western Carolina is 2-6 against current members of the ACC in NCAA regional play: Florida State (1-2); Georgia Tech (0-1); Miami (1-1); North Carolina (0-1); North Carolina State (0-1).

WCU VS. NATIONALLY RANKED OPPONENTS:

- Under head coach Bobby Moranda, Western Carolina is 10-25 against nationally-ranked teams ... WCU is 0-6 against ranked foes in 2016 as earlier this season, WCU dropped three at No. 13 Georgia Tech – falling in a pair of one-run games – and fell at No. 3 North Carolina and at home against No. 17 Clemson;

- WCU has scored three wins over top 10 opponents under Moranda ... Most recently the Catamounts defeated No. 2 Mississippi State to open the 2014 season ... WCU also picked up a win over No. 8 Georgia in 2012 and defeated No. 4 Georgia Tech in 2009.

NO. 2 OKLAHOMA STATE VS. NO. 4 WESTERN CAROLINA



SERIES HISTORY:	Series tied, 2-2 (W-2)
In Cullowhee, N.C.:	n/a
In Stillwater, Okla.:	WCU leads, 2-0 (W-2)
In NCAA Tournament:	WCU trails, 0-2 (L-2)



WESTERN CAROLINA VS. OKLAHOMA STATE – THE SERIES:

• Western Carolina and Oklahoma State have met four times on the baseball diamond all-time, both winning two of those series games ... the Catamounts and Cowboys first met in the 1987 NCAA Mid-East Regional tournament in Starkville, Miss. – ;

• The Catamounts and Cowboys first met in the 1987 NCAA Mid-East Regional tournament in Starkville, Miss. ... WCU dropped the first meeting in the regional, 6-3, before winning two-straight over Purdue and the region-host, Mississippi State, before being eliminated from play with a second loss to Oklahoma State, 9-6;

• Western Carolina traveled to Stillwater, Okla., in late April of 2003, taking two games in midweek action at Allie P. Reynolds Stadium ... Former player and later assistant coach Alan Beck hit two home runs and the Catamounts used a nine-run seventh inning as the 34th-ranked WCU squad defeated No. 26 Oklahoma State, 12-5 ... In the second game the next day, WCU scored all 13 of its runs over the final five frames to defeat the Cowboys, 15-9.

**WCU vs. Oklahoma State Series
Series is tied, 2-2**

4/30/03	Western Carolina	15-9	Stillwater
4/29/03	Western Carolina	12-5	Stillwater
5/24/87	Oklahoma State	9-6	Starkville, MS
5/21/87	Oklahoma State	6-3	Starkville, MS

WESTERN CAROLINA VS. THE BIG 12 CONFERENCE:

• Western Carolina has only played THREE of the current members of the Big 12 Conference all-time: Kansas State (3-0), Oklahoma State (2-2) and West Virginia (1-2 – as a member of Big East) ... WCU is 6-4 all-time against Big 12 Conference members in baseball

• Earlier this season, Western Carolina traveled to Kansas State and recorded a three-game sweep of the Wildcats ... It was the first nonconference series sweep of the Wildcats in Manhattan since 1993 – a 23-year span.

FAMILIAR FACES IN OPPOSING DUGOUTS:

Western Carolina head baseball coach Bobby Moranda and Oklahoma State skipper Josh Holliday both spent time on staff at Georgia Tech alongside longtime GT skipper, Danny Hall ... Moranda was the Associate Head Coach and Yellow Jackets pitching coach from 2002-07 before coming to Cullowhee ... Holliday was in Atlanta from 2005-07 before taking a position at Vanderbilt.

NO. 3 NEBRASKA VS. NO. 4 WESTERN CAROLINA



SERIES HISTORY:	First-ever meeting
In Cullowhee, N.C.:	n/a
In Lincoln, Neb.:	n/a
In NCAA Tournament:	n/a



WESTERN CAROLINA VS. NEBRASKA – THE SERIES:

• Western Carolina and Nebraska have never met on the baseball diamond;

• The Catamounts and Cornhuskers have met once on the men's basketball hardwood, defeating Nebraska, 74-72, in tournament play at the Ameritas Classic on Dec. 3, 1999.

WESTERN CAROLINA VS. THE BIG TEN CONFERENCE:

• With meetings dating back to 1987, Western Carolina is 15-13 all-time against current members of the Big Ten Conference ... WCU most recently travelled to Bloomington, Indiana to face the Hoosiers earlier this season ... the Catamounts opened the 2015 season by taking 2-of-3 in the series against Purdue including a pair of double-digit run victories;

• Western Carolina has played SEVEN of the current members of the Big Ten Conference in baseball: Illinois (2-1); Indiana (1-2); Maryland (0-1); Michigan State (0-1); Northwestern (3-0); Ohio State (6-5); and Purdue (3-3).

WESTERN CAROLINA IN THE
Southern Conference STATISTICS

TEAM OFFENSIVE CATEGORIES:

	OVERALL	SoCon ONLY
Batting Average	3rd304	1ST..... .337
Slugging Percentage.....	5th466	1ST..... .555
On-Base Percentage.....	3rd404	1ST..... .439
Hits	4th 618	1ST..... 292
Runs Scored	3rd 436	1ST..... 224
RBI	3rd 395	1ST..... 209
Doubles.....	8th 91	7th..... 43
Triples	5th 13	9th..... 1
Homeruns.....	4th 71	1ST..... 48
Total Bases.....	5th 948	1ST..... 481
Plate Appearances	4th 2459	1ST..... 1068
At Bats	4th 2034	1ST..... 866
Walks	3rd-t..... 263	2nd 128
Fewest Strikeouts	1ST..... 329	1ST..... 116
Sacrifice Bunts	3rd-t..... 42	3rd..... 21
Sacrifice Flies.....	4th 25	3rd..... 13
Stolen Bases	2nd-t..... 90	1ST..... 49
Ground into DP	2nd..... 44	2nd 18

TEAM PITCHING CATEGORIES:

Earned Run Average.....	6th 5.96	4th..... 6.06
Opposing Batting Avg.....	7th298	5th..... .297
Innings Pitched.....	5th 514.2	2nd..... 215.1
Strike Outs.....	1ST..... 498	1ST..... 212
Strike Outs Looking.....	2nd 160	1ST..... 69
Saves	4th 11	4th-t..... 5
Runners Picked Off	7th-t..... 5	6th-t..... 2
Walks Allowed.....	7th 285	9th 137
HBP.....	6th 59	7th 22

TEAM FIELDING CATEGORIES:

Fielding Pct.....	7th964	6th968
Fielding Chances	4th 2180	3rd..... 912
Putouts.....	5th 1544	2nd..... 646
Assists.....	6th 558	6th 237
Errors	2nd-t..... 78	3rd-t..... 29
Double-Plays	2nd 49	1ST-t..... 25
Caught Stealing By	1ST..... 35	1ST..... 13

WESTERN CAROLINA IN THE
NCAA BASEBALL STATISTICS

TEAM OFFENSIVE CATEGORIES (TOP 25):

Hit by Pitch	5th 94
Home Runs	8th 71
On-Base Percentage	14th 404
Stolen Bases	21st..... 90
Scoring.....	22nd 7.4
Hits.....	22nd 618
Slugging Percentage.....	24th 466
Runs Scored	25th 390

TEAM PITCHING CATEGORIES:

Strikeouts Per 9 Innings	– 21st..... 8.7
--------------------------------	-----------------

INDIVIDUAL CATEGORIES (TOP 50):

Bryson Bowman	HR	7th 19
.....	Slug%	9th705
.....	Walks.....	38th 43
Garrett Brown	Stolen Bases	8th 34
Colton Davis	K / 9 IP	9th 12.05
Nobu Suzuki	Sac Bunt	22nd 13
Matt Smith	Batting Avg.	24th304
.....	On Base %	16th495
.....	Hits	27th 86
Kramer Ferrell	HBP	26th 16



2016 NCAA DIVISION I BASEBALL CHAMPIONSHIP

Clemson Regional - Clemson Host
June 3-6, 2016
All times are local

#1 *Clemson (42-18)

Game 2
Friday
June 3
7 p.m.
ESPN3

#4 Western Caro. (30-29)

Game 4
Saturday
June 4
7 p.m.
ESPN3

#3 Nebraska (37-20)

Game 1
Friday
June 3
noon
ESPNU/ESPN3

#2 *Oklahoma St. (36-20)

Game 6
Sunday
June 5
7 p.m.
ESPN3

Loser Game 1

Game 5
Sunday
June 5
Noon
ESPN3

Game 7
Monday
June 6
(if necessary)
7 p.m.
ESPN3

Regional Champion

Game 3
Saturday
June 4
noon
ESPN3

Loser Game 2

© 2016 National Collegiate Athletic Association. No commercial use without the NCAA's written permission.
The NCAA opposes all forms of sports wagering.

* Home Team



BATTLE AT THE BEACH – WILMINGTON – FEB. 19-21:

• Western Carolina went 0-3 at the Buffalo Wild Wings "Battle at the Beach," falling to host UNCW (15-2), Richmond (3-1) and St. John's (14-3) ... Big innings and errors plagued WCU in the season-opening tournament;

• The Catamounts managed just a .192 batting average in the three games and were outscored 32-to-6 ... WCU had just four extra base hits while surrendering nine – three doubles, three triples and three home runs;

• Senior Garrett Brown hit his first career home run at the tournament, finishing 4-for-11 to lead the Catamounts;

• WCU's three starting pitchers combined for 14 of the teams 21 strikeouts on opening weekend ... Junior LHP starter Bryan Sammons – pitching in his hometown of Wilmington, N.C. – led the squad with six K's against just one walk in a team-high 7.0 innings of work;

• Western Carolina's struggles at early-season, in-season tournaments continued with the "Battle at the Beach" ... WCU is just 6-21 under current head coach Bobby Moranda in tournament play, winning just once in the past five seasons ... Since 2001, WCU has played in 14 in-season tournaments, posting just a 13-29 record.

at UNC ASHEVILLE – ASHEVILLE – FEB. 24:

• Western Carolina baseball's nonconference road game at UNC Asheville's Greenwood Field was postponed due to the mixed bag of inclement weather including rain, wind, and even the threat of snow showers tonight ... No make-up date for the front-end of the annual home-and-home series has been announced.

UL-MONROE – CULLOWHEE – FEB. 26-28:

• Western Carolina picked up its first victory of the 2016 season in game two of the three-game, home-opening nonconference series against UL-Monroe ... the Warhawks claimed the first and third games to win the series, the first-ever meetings between WCU and ULM in baseball;

• The Catamounts batted .336 in the series, collecting 12 extra base hits including four doubles, two triples, and six home runs ... Danny Bermudez and Spencer Holcomb both belted two home runs apiece ... Holcomb slugged 1.375 on the weekend with three of his four hits going for extra bases – a double and two homers ... Junior transfer Nobu Suzuki hit his first homer for the Purple & Gold with a three-run shot with senior Garrett Brown adding his second homer of the year with a lead-off, round-tripper to open Saturday's win;

• Catamount freshman LHP Tristan Baker made his collegiate debut in relief, recording his first career strikeouts ... Collectively as a staff, WCU's pitchers fanned 22 batters against 16 walks in the series against ULM.

NIAGARA – CULLOWHEE – MARCH 2:

• WCU swept a midweek double-header, winning a pair of 7-inning games based on the weather-altered schedule ... the Catamounts outscored the Purple Eagles, 27-to-6, out-slugging Niagara .377-to-.269;

• Matt Smith led the Catamount offense with a 6-for-7 performance at the plate including two home runs and a team-high five RBI, reaching base nine times in 10 chances;

• Redshirt junior Bryson Bowman drove in four runs in a 3-for-5 doubleheader, finishing just a double shy of the cycle in game one. Bowman also drew three walks and was also plunked by a pitch, reaching base 77.8% of the time.

at No. 13 GEORGIA TECH – ATLANTA – MARCH 4-6:

• Western Carolina dropped all three games against the nationally-ranked Yellow Jackets including a pair of one-run games ... Tech rallied in the bottom of the ninth inning for a walk-off victory in the series opener, 5-4;

• The Catamounts batted just shy of .300 at .299 on the weekend while the Yellow Jackets hit .342 in the series win;

• Brendan Nail was among WCU's top pitchers in the series, tossing 7.0 innings against Georgia Tech, limiting the Yellow Jackets to two runs on just four hits ... Nail struck out four against three walks.

PRESBYTERIAN – CULLOWHEE – MARCH 8:

• Western Carolina rallied with two runs in the home half of the eighth to down Presbyterian, 10-9 ... J.D. Long drove in the game-tying run on a sacrifice fly before Brett Pope tripled home the game-winning marker ... Pope finished 3-for-5 in the win with a pair of RBI while Danny Bermudez drove in a team-high three;

• Senior Colton Davis picked up the victory out of the bullpen, tossing the final inning and two-thirds, striking out three batters;

• The Catamounts remained perfect against PC in games played in Cullowhee, moving to 4-0 all-time at home with a 4-1 all-time series record.

at INDIANA – BLOOMINGTON, IND. – MARCH 11-13:

• Western Carolina dropped 2-of-3 at Indiana in the first-ever meetings between the Catamounts and Hoosiers on the baseball diamond ... Indiana rallied with a two-run home run in the bottom of the 7th inning to pull out the 3-2 victory in the opener;

• The teams split a Saturday double-header with Western Carolina winning the front-end, 4-1, behind a dominating pitching performance by Bryan Sammons (8.0 IP, 6H, 1R, 9K) ... WCU had 14 hits but only managed four runs scored in the win ... IU starter Caleb Baragar was solid in six innings, scattering four hits without allowing a run to earn the victor, silencing WCU's bats;

• Sophomore Brett Pope led WCU in the series, finishing 5-for-13 (.385) ... Bryson Bowman matched a school-record by recording a pair of triples in the same game as a part of a 4-for-11 (.364) weekend performance ... Garrett Brown was the only player to score more than once, doing so twice as WCU was limited to seven runs in the three games.

GARDNER-WEBB – CULLOWHEE – MARCH 16:

• Western Carolina outlasted Gardner-Webb for a two-run, 16-14, home victory over the Runnin' Bulldogs, handing GWU just its second loss of the season (17-2) ... WCU answered a five-run Gardner-Webb top of the eighth with a six-run bottom of the frame before holding on in the ninth for the victory;

• Two teams combined for 15 extra base hits including seven home runs – four by Gardner-Webb and three by WCU ... Bryson Bowman belted two of WCU's homers and drove in a game-high five runs in the victory;

• Junior B.J. Nobles picked up the win in relief while freshman Tristan Baker earned the save, the first of his career.

at KANSAS STATE – MANHATTAN, KAN. – MARCH 18-20:

• Western Carolina swept Kansas State with wins 7-5, 6-2 and 10-2 ... the Catamounts became the first nonconference opponent to sweep a three-game series over K-State in Manhattan since 1993;

• WCU collected 12 extra base hits against the Wildcats including nine doubles, a triple and two home runs ... Kramer Ferrell led the team in the series with a .429 batting average (6-of-14) ... Ferrell, Bryson Bowman and Matt Smith each drove home four runs apiece in the sweep;

• Against K-State, the Catamount pitching staff posted a combined 2.33 ERA in the three-game sweep, limiting the Wildcats to a .233 team batting average with just three extra base hits among the 24 hits allowed;

• For a second-straight week against a Power Five conference opponent, junior LHP Bryan Sammons was almost untouchable, limiting K-State to two hits with seven Ks in seven innings in scoring the series-clinching win on Saturday.

2016 WCU SERIES-BY-SERIES STATISTICS

HITTING	W-L	Avg.	R	H	2B	3B	HR	RBI	BB	K	SB
vs. Beach	0-3	.192	6	19	3	0	1	5	8	24	4
at UNCA											PPD
ULM	1-2	.336	31	36	4	2	6	26	11	16	5
NIA	2-0	.377	27	23	5	1	7	25	14	10	2
at GT	0-3	.299	10	29	2	0	1	8	11	20	1
PRESBY	1-0	.310	10	9	1	1	1	10	4	5	7
at IU	1-2	.287	7	29	3	3	0	5	4	16	0
GAWB	1-0	.400	16	16	3	2	2	13	5	5	3
at K-ST	3-0	.316	23	36	9	1	2	21	8	18	1
at UNC	0-1	.138	2	4	0	0	1	2	4	11	0
ETSU*	2-1	.360	35	40	6	0	9	32	9	12	6
CLEM	0-2	.258	14	17	2	0	0	10	13	15	6
at WOF*	3-0	.373	35	44	6	0	5	34	16	19	9
at VMI*	3-0	.359	42	42	7	0	13	39	15	16	5
SAM*	2-1	.339	23	37	1	0	0	22	18	13	2
UNCA	0-1	.067	0	2	0	0	0	0	0	4	0
VA TECH	1-0	.500	14	19	5	1	0	13	4	4	1
at CIT*	1-2	.258	16	25	9	0	0	13	15	12	10
at GAWB	0-1	.172	0	5	0	0	0	0	3	8	1
MER*	1-2	.336	19	36	7	0	4	18	14	11	4
at FUR*	1-2	.295	22	31	2	1	5	19	15	20	9
at UGA	0-1	.074	0	2	0	0	0	0	4	4	2
UNCG*	2-1	.363	32	37	5	0	12	31	26	13	4
at Cincy	0-1	.143	1	4	0	0	0	1	3	8	0
at KentSt	0-2	.200	5	12	0	0	0	5	5	12	1
SoConTmy	5-1	.300	46	64	11	1	2	42	34	33	7

PITCHING	W-L	ERA	IP	H	R	ER	BB	K	Opp.Avg.
vs. Beach	0-3	8.28	25.0	36	32	23	14	21	.321
at UNCA									PPD
ULM	1-2	9.00	27.0	41	34	27	16	22	.336
NIA	2-0	2.57	14.0	14	6	4	6	13	.269
at GT	0-3	8.03	24.2	35	23	22	16	11	.354
PRESBY	1-0	9.00	9.0	13	9	9	3	9	.342
at IU	1-2	3.96	25.0	22	13	11	9	21	.250
GAWB	1-0	13.00	9.0	19	14	13	6	12	.422
at K-ST	3-0	2.33	27.0	24	9	7	10	26	.233
at UNC	0-1	10.12	8.0	14	10	9	6	7	.412
ETSU*	2-1	10.33	27.0	40	34	31	19	21	.348
CLEM	0-2	5.30	18.2	19	17	11	13	26	.260
at WOF*	3-0	2.33	27.0	26	8	7	16	35	.248
at VMI*	3-0	4.67	27.0	26	19	14	23	35	.252
SAM*	2-1	6.21	29.0	35	23	20	14	27	.297
UNCA	0-1	8.00	9.0	7	8	8	8	10	.206
VA TECH	1-0	10.00	9.0	19	10	10	3	8	.452
at CIT*	1-2	2.88	25.0	19	8	8	10	28	.218
at GAWB	0-1	3.38	8.0	9	4	3	4	7	.273
MER*	1-2	7.07	28.0	34	25	22	28	24	.330
at FUR*	1-2	8.17	25.1	35	24	23	14	22	.337
at UGA	0-1	6.75	8.0	10	6	6	3	7	.313
UNCG*	2-1	6.67	27.0	33	21	20	13	20	.330
at Cincy	0-1	2.25	8.0	7	3	2	4	9	.241
at KentSt	0-2	3.38	16.0	16	8	6	5	15	.246
SoConTmy	5-1	4.17	54.0	55	30	25	22	62	.272

WESTERN CAROLINA IN MISC. STATISTICS

HITTING STREAK:

PLAYER	CURRENT	'16 LONG	CAREER
Kramer Ferrell	-	17	17
Matt Smith	2	15	15
Garrett Brown	3	14	14
Brett Pope	-	13	13
Danny Bermudez	6	9	11
Bryson Bowman	2	8	8
Reece Strong	-	2	7
Nobu Suzuki	-	6	6
Caleb Robinson	2	6	6
J.D. Long	-	4	5
Andrew Bullock	-	4	4
Spencer Holcomb	-	4	4
Pierce Suttles	-	1	3
Jason Smith	2	2	3
Matthew Koehler	-	-	3

REACHED BASE SAFELY STREAKS:

PLAYER	CURRENT	'16 LONG	CAREER
Nobu Suzuki	3	27	27
Bryson Bowman	24	24	24
Kramer Ferrell	8	21	21
Matt Smith	6	15	17
Reece Strong	-	3	15
Brett Pope	-	15	15
Garrett Brown	7	14	14
Caleb Robinson	12	13	13
J.D. Long	-	12	12
Danny Bermudez	6	9	11
Matthew Koehler	-	-	8
Jason Smith	5	5	6
Spencer Holcomb	-	6	6
Andrew Bullock	1	4	4
Pierce Suttles	-	4	4

MULTIPLE HIT GAMES (2016 / CAREER):

PLAYER	2	3	4	5+	TOTAL
Matt Smith	20/40	6/11	3/4	-	29/55
Danny Bermudez	15/41	4/10	-	-	19/51
Kramer Ferrell	17/32	5/8	3/4	-	25/44
Garrett Brown	16/17	5/6	3/3	-	24/26
Bryson Bowman	18/18	5/5	-	-	23/23
Brett Pope	4/16	4/5	-	0/1	8/22
Caleb Robinson	11/12	3/5	1/2	-	15/19
J.D. Long	8/9	2/3	0/3	-	10/15
Reece Strong	4/13	0/2	-	-	4/15
Nobu Suzuki	7/7	1/1	-	-	8/8
Matthew Koehler	0/6	-	-	-	0/6
Jason Smith	0/6	-	-	-	0/6
Andrew Bullock	3/3	2/2	-	-	5/5
Spencer Holcomb	3/3	2/2	-	-	5/5
Pierce Suttles	0/2	0/2	-	-	0/4

MULTIPLE RBI GAMES (2016 / CAREER):

PLAYER	2	3	4	5+	TOTAL
Kramer Ferrell	7/9	5/6	2/2	2/4	16/21
Danny Bermudez	5/10	3/9	0/1	-	8/19
Matt Smith	6/11	5/6	-	1/1	12/18
Bryson Bowman	7/7	7/7	2/2	1/1	17/17
J.D. Long	5/9	3/5	1/1	1/2	10/17
Caleb Robinson	7/9	2/2	1/1	-	10/12
Garrett Brown	7/8	2/2	-	-	9/10
Spencer Holcomb	3/7	0/1	-	-	3/8
Nobu Suzuki	4/4	2/2	1/1	-	7/7
Brett Pope	3/5	0/1	-	-	3/6
Reece Strong	0/4	0/2	-	-	0/6
Jason Smith	1/4	0/1	-	-	1/5
Andrew Bullock	2/2	2/2	-	-	4/4
Pierce Suttles	1/2	0/1	-	0/1	1/4

at No. 3 NORTH CAROLINA – CHAPEL HILL – MARCH 22:

• Third-ranked North Carolina scored four runs without a hit leaving the infield in the bottom of the first inning, and it was all the Tar Heel pitching staff would need as UNC upended Western Carolina, 10-2, in midweek nonconference action at Boshamer Stadium ... It was the first meeting between the two in-state foes since the 2007 meeting in the NCAA Chapel Hill regional, won by UNC, 6-5;

• WCU was limited to just two runs on four hits, scoring its two runs in the top of the ninth inning on a pinch hit home run by freshman Andrew Bullock – his first career homer.

ETSU – CULLOWHEE – MARCH 24-26:

• WCU took 2-of-3 from its SoCon-opening series against ETSU ... the Bucs won the opener, 14-8, in a game that was delayed in the seventh inning due to rain on Thursday before completed on Friday ... the Catamounts rallied from an 11-7 deficit to win game two, 12-11, and then plated 14 runs in the first four innings to win the finale, 15-9;

• With the 14-8 loss in the series opener against ETSU, Western Carolina has now dropped its SoCon-opening game seven times in the past nine years ... However, with the back-to-back victories on Friday and Saturday, WCU has won five of its last nine SoCon opening series under head coach Bobby Moranda;

• Senior Kramer Ferrell batted a team-high .692 (9-for-16) with two home runs and a double, scoring six runs while driving in seven ... Garrett Brown hit .571 and Bryson Bowman .500 to lead the Catamounts against the Bucs.

No. 17 CLEMSON – CULLOWHEE – MARCH 30:

• Western Carolina grabbed a two-run advantage twice but a three-run fifth inning gave the 17th-ranked Tigers a lead they would never relinquish ... Clemson pulled out to a six-run lead with a five-run top of the ninth inning before the Catamounts plated four in the home half, bringing the would-be tying run to the plate twice;

• It was WCU's fourth-straight loss to the Tigers over the past three seasons;

• Both teams finished with eight hits apiece with Matt Smith collecting the lone multi-hit game for WCU ... Bryson Bowman drove home two with WCU's only extra base hit, a double;

• WCU LHP Bryan Sammons was perfect through two innings with three strikeouts in the short start ... Relievers Dylan Biumi, B.J. Nobles and Taylor Durand each struck out two out of the bullpen.

at WOFFORD – SPARTANBURG, S.C. – APRIL 1-3:

• Western Carolina swept its three-game series against Wofford at Russell King Field using solid pitching and timely hitting ... WCU outhit the Terriers, .373-to-.248, over the three games ... Catamount pitching combined for 35 strikeouts in the Wofford series;

• Sophomore infielder Caleb Robinson led the Catamounts at the plate, finishing with a .545 average (6-for-11) while Matt Smith and Garrett Brown both collected seven hits apiece ... Bryson Bowman had three hits in the series - all for extra bases (1 double, 2 homers) while Spencer Holcomb doubled twice with a home run;

• The series was dominated by WCU pitching - in Friday's series opener, Brendan Nail (7) and Dylan Biumi (3) combined for 10 strikeouts ... On Saturday, Bryan Sammons fanned nine and Corey Sikes struck out 6 for a combined 15 Ks ... In Sunday's finale, Tristan Baker struck out three before leaving with a blister on his pitching hand with Colton Davis striking out eight and B.J. Nobles fanning two in relief;

• Wofford entered the weekend as one of the top base-stealing teams not only in the Southern Conference, but in the nation ... the Terriers only attempted three steals on the weekend going 2-for-3 ... WCU went 9-for-10 in thefts.

at VMI – LEXINGTON, VA. – APRIL 1-3:

• In its first road games at VMI since May of 2001, Western Carolina swept its three-game SoCon series at VMI, winning by a combined score of 42-to-19 ... the Catamounts outhit VMI, .359-to-.252, including 13 home runs and seven doubles ... WCU's pitching staff recorded 35 strikeouts over the three-game set;

• WCU won game one, 7-1, on Friday before Saturday's game was postponed due to frigid temperatures ... the Catamounts took both ends of a Sunday twin bill, routing the Keydets, 21-7, before holding off a resurgent VMI squad for a 14-11 victory in the finale;

• WCU had three players hit .500-or-better including a .636 average for SoCon Player of the Week, Kramer Ferrell, and Matt Smith who finished .538 - both with seven hits apiece ... Reece Strong went 3-for-4 (.750) ... Colton Davis struck out 10 in two appearances out of the bullpen.

at No. 18 CLEMSON – CLEMSON, S.C. – APRIL 12:

• Clemson rallied past upset-minded Western Carolina for a 7-6 win in 10 innings the backend of the midweek home-and-home ... WCU led by as many as four runs, 4-0, and carried a three-run, 6-3, edge into the bottom of the eighth inning before the Tigers tied the game with a two-run home run followed by a run-scoring double;

• J.D. Long collected WCU's lone extra base hit on a nine-hit night, driving in two runs on a two-base hit down the left field line ... Matt Smith and Garrett Brown both tallied two hits for WCU;

• The game was marred by a couple of delays ... First pitch was pushed back by an hour and a half due to lightning and rain ... Then, in the bottom of the ninth, things were delayed by nearly 20 minutes as the stadium lights unexpectedly shut off ... All told, game lasted four hours and 24 minutes.

SAMFORD – CULLOWHEE – APRIL 15-17:

• Western Carolina won Friday and Sunday to claim its three-game Southern Conference series over preseason-favorite, Samford, in Cullowhee ... WCU batted .339 as a team with 37 hits - only one going for extra bases with a Matt Smith RBI double;

• In Sunday's series finale, Pierce Suttles delivered a pinch hit single to right center field to score Spencer Holcomb from second base in the 6-5 walk-off victory in 11 innings ... Samford tied the game at five with a run in the top of the seventh inning after WCU had pulled ahead, 5-4, in the fourth;

• Garrett Brown led four with multi-hit games with four hits, while Holcomb and Matt Smith both recorded three hits while Kramer Ferrell tallied two ...

UNC ASHEVILLE – CULLOWHEE – APRIL 19:

• Western Carolina's offense was stymied, limited to just two base hits in an 8-0 shutout loss to mountain-rival, UNC Asheville, in Cullowhee ... It was the third-straight loss to the Bulldogs for the Catamounts over the past two seasons;

• Matt Smith and Nobu Suzuki tallied WCU's lone two hits, both singles ... WCU managed to load the bases in the first inning, its best threat of the game.

VIRGINIA TECH – CULLOWHEE – APRIL 20:

• Western Carolina rebounded to halt a four-game midweek losing skid, claiming its first seasonal victory over an ACC team, outslugging Virginia Tech in a 14-10 victory ... It was the first meeting between the two since 2002;

• Seven Catamounts recorded multi-hit games with Caleb Robinson tying a career-high with four hits, matched by Garrett Brown who also had three RBI ... Robinson reached base five times in the win;

• WCU pitching struck out a combined 10 batters in the winning effort including five by reliever Dylan Biumi.

at THE CITADEL – CHARLESTON, S.C. – APRIL 22-24:

• Western Carolina dropped 2-of-3 at The Citadel, losing the three-game set against the Bulldogs for the first time since 2010 – halting a five-series win streak ... WCU dropped the opener, 2-1, before blanking The Citadel, 11-0, on Saturday for its first shutout victory of the season to even the series ... The Citadel claimed the series with a 6-4 victory on Sunday;

• WCU batted .258 collectively as a team over the weekend while the Bulldogs managed just a .218 average as a team;

• Caleb Robinson led WCU with a .600 batting average (6-for-10) during The Citadel series with a pair of doubles and three runs scored ... Danny Bermudez stole a team-best four bases over the weekend series;

• Junior LHP Bryan Sammons tossed his first complete game in Saturday's three-hit shutout ... Sammons struck out eight – one shy of his career high – in the 11-0 victory ... Limited the Bulldogs to a .103 batting average against.

at GARDNER-WEBB – BOILING SPRINGS, N.C. – APR. 27:

• Western Carolina lost the backend of the nonconference midweek home-and-home with Gardner-Webb as the Runnin' Bulldogs limited WCU to five hits in a 4-0 shutout victory ... WCU's five singles were spread between five different players with Caleb Robinson reaching twice in the loss, both on walks;

• Matt Smith led the Catamount offense with a 6-for-7 performance at the plate including two home runs and a team-high five RBI, reaching base nine times in 10 chances;

MERCER – CULLOWHEE – APR. 29–MAY 1:

• In a battle between the second and third-place teams in the Southern Conference, Mercer took 2-of-3 from the Catamounts ... WCU rallied late to claim the series-opener, 9-7, over the Bears before dropping game two in extra innings, 9-8, in 10 innings after tying the game with a home run in the bottom of the ninth ... Mercer claimed the series with a 9-2 win in Sunday's finale, matching WCU with a 12-6 league record and taking second with the tie-breaker;

• Senior Danny Bermudez led the Catamounts with a .500 (5-for-10) batting average as WCU managed to out-hit the Bears, .336-to-.330 ... the two teams combined for nine home runs, five by Mercer and four by WCU ... Bryson Bowman homered twice as a part of driving in five RBI;

• Brendan Nail made two starts in the series after being injured in Friday's start on a ground ball that hit him in the foot ... Five WCU pitchers made two appearances on the mound in the series.

at FURMAN – GREENVILLE, S.C. – MAY 6-8:

• In the first meetings in Greenville, S.C., since 2013, Furman made it three series victories in a row over Western Carolina, winning the first two games to win, 2-to-1 ... the Paladins rallied from a 4-0 deficit to score the final 11 runs in game won, winning 11-4 ... In game two, the home squad again rallied, coming back from a 7-1 deficit with the game's final six runs to score the walk-off, 9-8 victory to win the series;

• WCU rebounded to take the series finale on Sunday, again grabbing an early lead but managing to hold off the Paladins for the 10-4 victory;

• Korey Anderson scored the lone victory over the weekend, matching a career-long with seven innings and tying a season-best with seven strikeouts ... B.J. Nobles fanned three to give WCU 10 combined K's in the series finale;

• Sophomore infielder Caleb Robinson led WCU with five hits in a 5-for-11 (.455) series with a double and four RBI;

• The Catamounts combined to steal nine bases in the three-games at Furman, going 9-for-10 on the weekend ... Redshirt senior Garrett Brown went 3-for-3 for a team-high.

at GEORGIA – ATHENS, GA. – MAY 11:

• Six Bulldog pitchers combined to hold Western Carolina to just two singles in handing the Catamounts a 6-0 shutout loss at Foley Field ... It was WCU's second-straight loss to the Bulldogs coming on the heels of back-to-back victories at Foley Field;

• WCU got singles from Pierce Suttles and Nobu Suzuki as its only hits in the loss ... Matt Smith walked three times;

• WCU used six pitchers as well with Dillon Bray taking the loss, striking out four as the first reliever out of the bullpen;

UNCG – CULLOWHEE – MAY 13-15:

• Western Carolina took two-of-three from SoCon league-leader, UNCG ... the series was bookended by 8-5 games with WCU winning Friday's opener before dropping the series finale ... In between, WCU cruised to a 19-8 victory over the Spartans;

• WCU out-hit UNCG, 37-to-33, with a team batting average of .363 while the national batting-average leading Spartans hit .330 ... WCU recorded 17 extra base hits in the series including 12 home runs hitting double-digit homers for the second-time in a SoCon series this year;

• WCU freshman Andrew Bullock batted .667 in the series with six hits including four for extra bases with three home runs ... He earned SoCon Player of the Week plaudits ... Bryson Bowman homered a team-best four times with J.D. Long and Kramer Ferrell belting two apiece and Garrett Brown also circling the base paths with a homer.

at CINCINNATI – CINCINNATI, OHIO – MAY 17:

• Western Carolina tried to rally in the ninth inning, loading the bases with no outs but only managed a run, falling to Cincinnati, 3-1, at Marge Schott Stadium;

• WCU was held to four singles – two coming in the ninth inning ... Freshman Andrew Bullock delivered the only RBI on a pinch hit sacrifice fly in the final frame ... Danny Bermudez and J.D. Long both reached twice with a single and a walk.

at KENT STATE – KENT, OHIO – MAY 19-21:

• Western Carolina wrapped up its regular season and its road swing through Ohio by dropping two close games against the 2016 Mid-American Conference regular season champion, Kent State in the first series meetings since 2005;

• WCU dropped the opener by a run, 5-4, before falling in game two, 3-1 ... the third game – the 2016 regular season finale – was rained out ... All told, WCU was out-hit .246-to-.200 over the two-game set ... Kent State recorded 16 hits with four for extra bases – two doubles and two triples ... WCU was held to a combined 12 hits, all singles;

• Redshirt junior J.D. Long collected a team-high three hits, batting 3-for-6 in the two games, also reaching on a HBP ... Kramer Ferrell was plunked twice as WCU was hit four times;

• Junior LHP Bryan Sammons struck out four against a pair of walks in starting game one, limiting Kent State to one unearned run ... Senior LHP Taylor Durand tossed 3.2 perfect innings before issuing a walk ... Durand had a no-hitter through 4.1 innings before an infield single, also recording four strikeouts for the Catamounts.

WCU INDIVIDUAL SINGLE-SEASON RECORDS**INDIVIDUAL GAME HITTING STREAKS (since 2003)**

PLAYER	STRK	YEAR
Matt Johns	22	2009
Rod Goldston	21	2003
Kenny Smith	19	2007
Barrett Shaft	19	2006
Steven Strausbaugh	19	2005
Brent Greer	18	2008
KRAMER FERRELL	17	2016
Nick Liles	17	2008
Chris Davis	17	2003
Aaron Attaway	16	2013
Wayne Kilmer	16	2003
MATT SMITH	15	2016
Jacob Hoyle	15	2015
Ross Heffley	15	2012
Ross Heffley	15	2011
Ryan Mathews	15	2008
Trey McDaniel	15	2005
GARRETT BROWN	14	2016
Bradley Strong	14	2014
Barrett Shaft	14	2008
Steven Strausbaugh	14	2006

INDIVIDUAL REACHED BASE SAFELY STREAKS (since 2003)

PLAYER	STRK	YEAR
Ross Heffley	38	2011
Barrett Shaft	38	2007
Blake Murphy	37	2007
Steven Strausbaugh	35	2005
John Ingram	33	2007
Denver Edick	32	2004
Jared Greenwood	30	2005
Mitchell Hatley	29	2009
Tyler Kirkpatrick	28	2010
NOBU SUZUKI	27	2016
Ollie Goulder	27	2010
Tim Hallam	26	2006
Jared Greenwood	26	2004
Wayne Kilmer	26	2003
Ross Heffley	25	2009
Barrett Shaft	25	2006
Todd Buchanan	25	2003
BRYSON BOWMAN	24	2016
Blake Murphy	24	2006
Matt Nelson	24	2003
Cody Jones	23	2014
Tyler White	23	2013
Matt Johns	23	2009
Kenny Smith	23	2007
Jonathan Greene	22	2006
Rod Goldston	22	2003
KRAMER FERRELL	21	2016
Danny Bermudez	20	2014
Nick Liles	20	2009

2016 TEAM GAME HIGHS

Runs Scored	21	at VMI (4/10/16)
Team Hits	20	at VMI (4/10/16)
RBI	20	at VMI (4/10/16)
Doubles	5	VIRGINIA TECH (4/20/16)
		at Kansas State (3/20/16)
Triples	2	GARDNER-WEBB (3/16/16)
		at Indiana (3/11/16)
Home Runs	8	UNCG (5/14/16)
Walks	11	at Furman (5/8/16)
Strikeouts	12	vs. St. Johns (2/21/16)
HBP	6	SAMFORD (4/16/16)
Hits Allowed	19	VIRGINIA TECH (4/20/16)
		GARDNER-WEBB (3/16/16)
		UL-MONROE (2/28/16)
Runs Allowed	16	UL-MONROE (2/28/16)
Earned Runs	14	ETSU (2/24/16)

2016 SOCON BASEBALL PRESEASON POLLS

COACHES POLL

	School (First)	Points
1.	Samford (4)	60
2.	Mercer (4)	59
3.	Wofford (1)	50
4.	WESTERN CAROLINA	37
5.	UNCG	35
6.	Furman	24
7t.	The Citadel	21
7t.	ETSU	21
9.	VMI	17

MEDIA POLL

	School (First)	Points
1.	Mercer (7)	119
2.	Samford (7)	117
3.	Wofford	91
4.	WESTERN CAROLINA	76
5.	UNCG	62
6.	Furman	50
7.	VMI	43
8.	The Citadel	39
9.	ETSU	33

2016 SOCON BASEBALL PRESEASON ALL-CONFERENCE TEAM

FIRST TEAM

SP	Matthew Milburn, Wofford
SP	Adam Scott, Wofford
RP	Will Stillman, Wofford
C	DANNY BERMUDEZ, Western Carolina
1B	Alex Lee, Samford
2B	Trey York, ETSU
SS	Matt Meeder, Mercer
3B	Hunter Swilling, Samford
OF	Kyle Lewis, Mercer
OF	Heath Quinn, Samford
OF	MATT SMITH, Western Carolina
DH	Austin Edens, Samford

SECOND TEAM

J.P. Sears, The Citadel
Will Gaddis, Furman
Taylor Edens, VMI
Richard Greene, Samford
Kevin Phillips, ETSU
Frankie Navarrete, Samford
Chris Cook, ETSU
Collin Woody, UNCG
Austin Mapes, The Citadel
Jackson Ware, Mercer
T.J. Dixon, Samford
Devin Ruiz, UNCG

SOUTHERN CONFERENCE PRESEASON PLAYER OF THE YEAR:

Kyle Lewis, Jr., OF, Mercer

SOUTHERN CONFERENCE PRESEASON PITCHER OF THE YEAR:

Matthew Milburn, Sr., RHP, Wofford

COLLEGIATE BASEBALL LOUISVILLE SLUGGER PRESEASON ALL-AMERICA:

Kyle Lewis, Jr., Mercer (2nd team)
 Heath Quinn, Jr., Samford (2nd team)
 Kevin Phillips, Sr., ETSU (3rd team)

NCBWA PRESEASON ALL-AMERICA:

OF Kyle Lewis, Jr., Mercer (1st team)
 DH Austin Edens, So., Samford (1st team)
 OF Heath Quinn, Jr., Samford (2nd team)
 3B Hunter Swilling, Jr., Samford (3rd team)

STOPPER OF THE YEAR AWARD WATCH LIST:

RHP Taylor Edens, VMI
 RHP Will Stillman, Wofford



WESTERN CAROLINA – MISC. RECORDS, STATS

INDIVIDUAL GAME RECORDS

CATEGORY	RECORD	PLAYER	OPPONENT, YEAR
Hits	7	Mitchell Hatley	Eastern Kentucky, 2009
.....	6	Tyler White	Elon (SoCon), 2011
.....	6	Danny Sells	Guilford, 1961
.....	6	Bob Ballance	North Georgia, 1960
Doubles	5	Aaron Attaway	Iona, 2012
Triples	2	Achieved 16 times	
Home Runs	4	MR: Bryson Bowman, at Indiana (3/11/16)	
RBI	9	Skip Nelloms	UNC Asheville, 1986
Total Bases	17	Donovan Minero	N.C. A&T, 2001
Last Time Hit for the Cycle		Skip Nelloms	UNC Asheville, 1985
.....		Aaron Attaway	La Salle, 2014
.....		Bradley Strong	La Salle, 2014

INDIVIDUAL GAME RECORDS – PITCHING

CATEGORY	RECORD	PLAYER	OPPONENT, YEAR
Strikeouts	20	Wayne McCauley	Allen, 1971
Innings Pitched	11.2	Don Bright	VMI, 1971
No Hitters		Greg Moore	Appalachian St., 1983
.....		Jeff Mashburn	Appalachian St., 1982
.....		Rick Adair	The Citadel, 1979
.....		Jerry Reed	West Virginia St., 1976

TEAM GAME RECORDS

CATEGORY	RECORD	OPPONENT, YEAR
Hits	30	Eastern Kentucky, 2009
.....	30	Furman, 1993
Hits in an Inning	* 12	VMI, 1991
Runs	32	Hartford, 2008
Runs in an Inning	15	Holy Cross, 2015
.....	14	Rider, 2014
.....	13	VMI, 1991
.....	13	VMI, 1999
Home Runs	* 10	UNC Asheville, 1986
Stolen Bases	12	Catawba, 1965
Strikeouts Pitching	20	Elon (SoCon), 2011
.....		Allen, 1971
Largest Win Margin	28	Allen, 1971
Win Margin in a Shutout	23	Allen, 1971
Consecutive Seasonal Wins	13	During the 1991 season
Double-digit Win Streaks	9	MR: 12 games in 2014
Consecutive Home Wins	21	April, 2013 through March, 2014



WHAT IS A CATAMOUNT?

Western Carolina University's unique mascot and nickname for its athletics teams seem to always bring about the same question when WCU plays on the road ... "What is a Catamount?" Webster's Dictionary defines "catamount" as "any of various wild cats, such as a cougar or lynx." Cats of the catamount variety, including the bobcat, roam the southern Appalachian Mountains where Western Carolina University is located.

The nickname evolved from a contest that was held on the Cullowhee campus in 1933. The school was called Western Carolina Teachers College at that time and its teams were known as "the Teachers."

Everyone on campus was invited to participate, and the usual names were suggested — Bears, Indians, Panthers. However, the college wanted an unusual name; a name that few others had and that everyone would not copy.

The contest came down to Mountain Boomers, a small ground squirrel that scampers about the woods and is extremely difficult to catch, and Catamounts. Catamounts was the favorite of Head Football Coach C.C. Poindexter and was the nickname chosen. Poindexter wanted his players to be Catamounts with "fierce spirit, savage attacks, and lightning quick moves."


Western Carolina University is the only football-playing school in the nation using the nickname, "Catamounts," with the University of Vermont in Burlington, VT, being the only other school playing under that moniker.

HISTORY OF THE CATAMOUNT LOGO

From 1975 til today

For a complete history of the WCU Catamount logo, visit www.catamountsports.com under "Traditions"

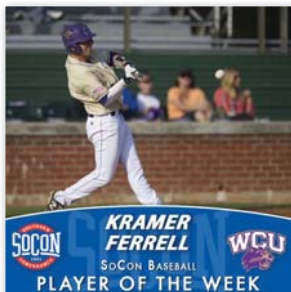


**WESTERN CAROLINA SWEEPS SoCon WEEKLY AWARDS:**

- Redshirt junior outfielder Bryson Bowman (player) and freshman LHP Tristan Baker (pitcher) swept the Southern Conference's weekly awards;
- Bowman hit .471 with eight hits including five for extra bases with three home runs and two doubles for a 1.118 slugging percentage last week ... Baker factored in on two decisions, collecting his first career save and a win in the starting role in the series finale, clinching the sweep ... Struck out eight batters including six at K-State;
- WCU's duo represents the first time this season that one school has swept both of the weekly awards ... It is the first time since April 22, 2013 that WCU has swept both awards as Adam Martin (player) and Jeremy Null (pitcher) both received honors in the same week in 2013.

**KRAMER FERRELL EARNS HIS 1ST SoCon WEEKLY AWARD:**

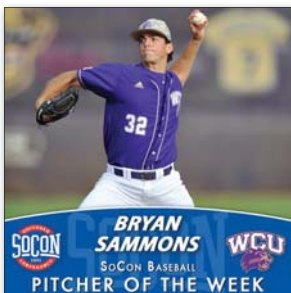
- Senior OF Kramer Ferrell was named the Southern Conference Player of the Week for all games played March 21-27 ... It was his first career honor and the second-straight week a Catamount was recognized by the league office;
- Ferrell led the Catamounts with a .625 batting average on the week, collecting 10 hits including a double and two home runs for a 1.062 slugging percentage ... He recorded three multi-hit and three multi-RBI games on the week, driving in seven runs;
- Matched his single-game career-high with four hits in Saturday's series-clinching victory over ETSU ... All told, Ferrell batted .692 in the three-game set against the Bucs.

**BRYAN SAMMONS NAMED SoCon S-A OF THE WEEK:**

- Junior LHP Bryan Sammons was named the General Shale SoCon Student-Athlete of the Week for competition, March 16-22 ... He is the third WCU student-athlete honored: Daniel Riddle, FB (Oct. 28) and Taylor Sigmon, SB (Feb. 17);
- For a second-straight week, Sammons (3-1) was dominant against a Power Five conference foe, limiting Kansas State to just two singles through seven innings of his Saturday start, scoring the 6-2 victory that gave WCU the series win over the Big XII foe - WCU's first, three-game series victory this spring ... He retired the first nine batters of the game;
- Sammons boasts a 3.452 GPA while majoring in engineering technology, and is a two-time SoCon Academic Honor Roll recipient.

**FERRELL HONORED AGAIN BY SOCON, NATIONAL PLAYER OF THE WEEK:**

- Western Carolina senior OF Kramer Ferrell collected a pair of honors, garnering the SoCon's Baseball Player of the Week and was named a Louisville Slugger National Player of the Week by Collegiate Baseball;
- It was WCU's third weekly honor from the SoCon with Ferrell earning his second honor ... Bryson Bowman (player) and Tristan Baker (pitcher) were honored back on March 21;
- Ferrell led WCU with a .636 batting average in WCU's three-game sweep of VMI ... Five of his seven hits went for extra bases with three homers and two doubles for a 1.636 slugging percentage ... Drove in 10 runs, scoring six.

**BRYAN SAMMONS NAMED SoCon PITCHER OF THE WEEK:**

- Junior LHP Bryan Sammons was named the Southern Conference Pitcher of the Week on April 25 after tossing a complete game, three-hit shutout 11-0 victory over The Citadel last Saturday in Charleston, S.C. ... Sammons struck out eight, one shy of his career-high in the effort;
- Sammons weekly honor is the fifth by a Catamount this season and the second by a WCU pitcher ... freshman LHP Tristan Baker was honored alongside outfielder Bryson Bowman back on March 21, with senior outfielder Kramer Ferrell twice garnering recognition from the conference office, collecting accolades on March 28 and April 11.

**FRESHMAN ANDREW BULLOCK CAPTURES PLAYER OF THE WEEK HONORS:**

- Freshman Andrew Bullock was named the Southern Conference Baseball Player of the Week for his performances in games played May 8-15 ... Bullock led an offensive onslaught by the Catamounts over the weekend that saw WCU collect 17 extra base hits including a dozen home runs;
- Bullock led WCU with a .545 batting average, finishing 6-for-11 with four of his hits going for extra bases as he hit three home runs and collected his first career double off the fence, finishing with seven RBI. Bullock had hits in three of WCU's four games on the week including a pair of multi-hit games and two, multi-RBI outings. He also drew a total of five walks as a part of a .688 on-base percentage.

**2016 SOUTHERN CONFERENCE STANDINGS (as of 6/1)**

TEAM	SoCon			Overall		
Mercer	16	8	.667	38	23	.623
WESTERN CAROLINA	15	9	.625	30	29	.508
UNCG	15	9	.625	38	21	.644
Furman	14	10	.583	29	30	.492
Samford	13	11	.542	35	26	.574
ETSU	13	11	.542	27	30	.474
Wofford	12	12	.500	30	28	.517
The Citadel	6	18	.250	17	42	.288
VMI	4	20	.167	21	35	.375

SOUTHERN CONFERENCE BASEBALL POSTSEASON SCHEDULE:

No. 3 Nebraska vs. No. 2 Oklahoma State	Fri., Noon
No. 4 Western Carolina at No. 1 Clemson	Fri., 7:00 pm
Game 1 Loser vs. Game 2 Loser	Sat., Noon
Game 1 Winner vs. Game 1 Winner	Sat., 7:00 pm
Game 4 Winner vs. Game 5 Winner	Sun., Noon
Game 6 Winner vs. Game 4 Winner	Sun., 7:00 pm
Game 7 TBA (if necessary)	Mon., 7:00 pm

SOUTHERN CONFERENCE PLAYERS OF THE WEEK:

Feb. 22	Heath Quinn, OF, Samford
Feb. 29	Heath Quinn, OF, Samford
March 7	Kyle Lewis, OF, Mercer
March 14	Peyton Maddox, C, VMI
MARCH 21	BRYSON BOWMAN, OF, WESTERN CAROLINA
MARCH 28	KRAMER FERRELL, OF, WESTERN CAROLINA
April 4	Carter Grote, OF, Furman
APRIL 11	KRAMER FERRELL, OF, WESTERN CAROLINA
April 18	L.J. Kalawaia, OF, UNCG
April 25	Alex Lee, 1B, Samford
May 2	Hagen Owenby, C, ETSU
May 9	Deon Sanders, 1B, Furman
MAY 16	ANDREW BULLOCK, DH, WESTERN CAROLINA
May 23	Hunter Swilling, 3B, Samford

SOUTHERN CONFERENCE PITCHERS OF THE WEEK:

Feb. 22	J.P. Sears, LHP, The Citadel
Feb. 29	Ryan Askew, RHP, Mercer
March 7	Josh Winder, RHP, VMI
March 14	Matthew Milburn, RHP, Wofford
MARCH 21	TRISTAN BAKER, LHP, WESTERN CAROLINA
MARCH 28	J.P. Sears, LHP, The Citadel
April 4	Andrew Wantz, RHP, UNCG
April 11	Parker Curry, RHP, Samford
April 18	Matt Frisbee, RHP, UNCG
APRIL 25	BRYAN SAMMONS, LHP, WCU
May 2	Elliot Lance, RHP, Wofford
May 9	Will Gaddis, RHP, Furman
May 16	Adam Scott, LHP, Wofford
May 23	Will Gaddis, RHP, Furman

SOUTHERN CONFERENCE PLAYERS OF THE MONTH:

February	Heath Quinn, OF, Samford
March	Kyle Lewis, OF, Mercer
April	Austin Edens, DH, Samford
May	

SOUTHERN CONFERENCE PLAYERS OF THE MONTH:

February	Will Stillman, RHP, Wofford
March	Chad Sykes, RHP, UNCG
April	Elliot Lance, RHP, Wofford
May	

WCU'S WEEKLY & MONTHLY SOCON AWARDS

1991	PITCHER Phillip Grundy Week 2 PLAYER Kevin Bellomo Week 2 Todd Raleigh Week 3	2007	PITCHER Greg Holland Week 11 Chris Masters Week 12 Tyler Sexton Week 13 PLAYER Kenny Smith Week 2 John Ingram Week 5 Barrett Shaft Week 8 Kenny Smith Week 14
1992	PLAYER Joey Cox Week 2	2008	PITCHER Chris Masters Week 6 Chris Masters Week 10 Chris Masters Week 12
1993	PLAYER Phillip Grundy Week 1 Rodney Hennon Week 4 Phillip Grundy Week 5 Mike Tidick Week 6	2009	PITCHER Daniel Ottone March 2 Chris Masters March 23 Corey Martin April 13 Chris Masters May 4 PLAYER Stephen Notaro March 23
1994	PITCHER Jason Beverlin Week 1 Jason Beverlin Week 2 PLAYER Roy Hurst Week 5 Mike Tidick Week 7	2010	PITCHER Jason Sullivan March 8 PLAYER Tyler Kirkpatrick April 12
1995	PITCHER Dale Pilgrim Week 1 Clark Maxwell Week 4 Clark Maxwell Week 6 Mark DiFelice Week 8 PLAYER Jody Henson Week 1 Jody Henson Week 1	2011	PLAYER Ross Heffley February 21 Stephen Notaro April 25 Ross Heffley May 23
1996	PITCHER Clark Maxwell Week 4 Brian Bain Week 6 PLAYER Alex Tolbert Week 1	2012	PLAYER Ross Heffley March 12 PITCHER Jordan Smith May 14
1997	PITCHER Mark DiFelice Week 1 PLAYER Jeremy Barrow Week 5 Martin Barrow Week 6	2013	PLAYER Adam Martin April 22 PITCHER Adam Curtis February 25 Jeremy Null April 22
1998	PLAYER Chuck Koone Week 1 Charles Thomas Week 2	2014	PITCHER Jeremy Null February 17 Jeremy Null March 31 PLAYER Adam Martin March 17 Bradley Strong April 21 Jacob Hoyle May 5
1999	PLAYER Charles Thomas Week 7 Eric Johnson Week 10	2015	PITCHER B.J. Nobles February 16 PLAYER Matt Smith April 13
2000	PITCHER Jared Burton Week 1	2016	PITCHER Tristan Baker March 21 Bryan Sammons April 25 PLAYER Bryson Bowman March 21 Kramer Ferrell March 28 Kramer Ferrell April 11 Andrew Bullock May 16
2001	PITCHER Ryan Basner Week 5 Dan Foley Week 12 Players Alan Beck Week 1 Donovan Minero Week 7	Southern Conference PLAYER/PITCHER OF THE MONTH	
2002	PITCHER Jared Burton Week 5 PLAYER Ryan Schade Week 1 Donovan Minero Week 7 Todd Roper Week 8 Donovan Minero Week 9 Donovan Minero Week 4		
2003	PITCHER Ryan Basner Week 4 PLAYER Todd Buchanan co-Week 7 Alan Beck co-Week 7 Rod Goldston Week 9 Alan Beck Week 11	2006	PLAYER Blake Murphy March
2004	PITCHER Brian McCullen Week 13 PLAYER Alex Gary Week 3	2007	PLAYER Kenny Smith March PITCHER Drew Saberhagen May
2005	PITCHER Brian Barnes Week 7	2009	PITCHER Garrett Ozar February
2006	PITCHER Tyler Sexton Week 4 Greg Holland Week 12 PLAYER Steven Strausbaugh Week 5 Trey McDaniel Week 6 Jonathan Greene Week 14	2014	PITCHER Jeremy Null February Jordan Smith April

WESTERN CAROLINA'S NATIONAL WEEKLY AWARD WINNERS:

Feb. 18, 2002: RYAN SCHADE – National Collegiate Baseball Writers Association (NCB-WA) National Hitter of the Week: Hit .692 (9-for-13) in a three-game series sweep of Wright State ... Finished with four doubles and six RBI;

March 27, 2006: TREY McDANIEL – Collegiate Baseball's "Louisville Slugger" National Player of the Week: Finished 11-for-15 in five games with three HRs, 13 runs scored and 12 RBI;

March 27, 2006: BLAKE MURPHY – Collegiate Baseball's "Louisville Slugger" National Player of the Week: Posted an 11-for-20 (.550) performance with three home runs, three doubles and collected a staggering 19 RBI;

March 29, 2006: TREY McDANIEL – Earned National Collegiate Baseball Writers Association (NCBWA) National Hitter of the Week;

May 22, 2006: JONATHAN GREENE – Collegiate Baseball's "Louisville Slugger" National Player of the Week: Hit five home runs and two doubles in four games, finishing 13-for-18 with nine RBI, seven runs scored.

March 13, 2007: JOHN INGRAM – College Baseball Foundation (CBF) National Honor Roll Players of the Week: Hit .520 (13-for-25) in five games with five extra base hits including three HRs, 12 RBI and 10 runs scored.

March 20, 2007: JOHN INGRAM – College Baseball Foundation (CBF) National Honor Roll Players of the Week: Batted 10-for-22 (.455) with a pair of home runs and two doubles.

April 3, 2007: BARRETT SHAFT – College Baseball Foundation (CBF) National Honor Roll Players of the Week: Finished the week 10-for-17 (.588), accounting for 12 total runs, scoring five and driving in seven.

May 14, 2007: BLAKE MURPHY – Collegiate Baseball's "Louisville Slugger" National Player of the Week: Belted six home runs over a five-game span, finishing 10-for-18 (.556) with seven extra base hits during a 5-0 week for WCU ... Finished with 12 RBI and scored 16 runs.

February 18, 2013: JEREMY NULL – Collegiate Baseball's "Louisville Slugger" National Player of the Week: Struck out a then career-high 13 in seven innings of work in an 8-5 home win over Washington State.

April 22, 2013: JEREMY NULL – Collegiate Baseball's "Louisville Slugger" National Player of the Week: Fanned a career-high 14 batters in eight innings of work in Friday's series-opening victory over GSU ... WCU went on to sweep the Eagles for the first time since 2003;

February 18, 2014: JEREMY NULL – Collegiate Baseball's "Louisville Slugger" National Player of the Week and National Collegiate Baseball Writers Association (NCBWA) National Pitcher of the Week: Struck out 12 batters in eight innings of work against second-ranked Mississippi State, scattering three hits while keeping the Bulldogs scoreless.

April 11, 2016: KRAMER FERRELL – Selected as a Collegiate Baseball "Louisville Slugger" National Player of the Week after batting .636 with seven hits, five for extra bases for a 1.636 slugging percentage ... Drove in nine runs while scoring six, boasting a .714 on-base percentage.

WESTERN CAROLINA'S ACADEMIC
ALL-DISTRICT & ALL-AMERICA HONOREES

Academic All-District 3 Selections:

2016: Kramer Ferrell, Outfield

2014: Jacob Hoyle, Infield

2010: Tyler Kirkpatrick, Infield

2008: Tyler Sexton, Pitcher

2007: Tyler Sexton, Pitcher

2002: Ryan Schade, Infield

Academic All-America Selections:

2002: Ryan Schade, 1st team

1993: Rodney Hennon, 1st team

1992: Rodney Hennon, 1st team

1992: Jack Kimel, 2nd team

1986: David Hyatt, 3rd team

1983: Greg Johnson, 1st team

1983: David Hill, 1st team

RECENT FORMER CATAMOUNTS IN PROFESSIONAL BASEBALL

PLAYER	TEAM	DRAFT	LEAGUE / STATUS	CLASS / NOTE
Greg Holland	Free Agent	2007	Free Agent / Injured	MLB
Tyler White	Houston Astros	2013	Opening Day roster / Starter	MLB
Aaron Attaway	Dunedin Blue Jays	2014	Florida State League	Class A Advanced
Matt Benedict	-	2011	Released (3/28/2016)	Had 5 yr MiLB career
Adam Martin	New Jersey Jackals	2014	Canadian-American Independent	Indy Pro
Jeremy Null	Myrtle Beach Pelicans	2014	Carolina League	Class A Advanced
Jordan Smith	West Michigan Whitecaps	Free Agent	Midwest League	Class A
Bradley Strong	Kannapolis Intimidators	2015	South Atlantic League	Class A

WCU'S ALL-TIME MLB DRAFT PICKS

YEAR	NAME	TEAM	RD.	PICK
2015	Bradley Strong	Chicago White Sox	28	832
2014	Adam Martin	Seattle Mariners	10	291
	Jeremy Null	Chicago Cubs	15	439
	Aaron Attaway	Toronto Blue Jays	20	594
2013	Julian Ridings	Tampa Bay Rays	18	548
	Tyler White	Houston Astros	33	977
2012	Ross Heffley	Atlanta Braves	18	569
2011	Kyle Deese	St. Louis Cardinals	23	710
	Matt Benedict	Pittsburgh Pirates	30	90
2010	Daniel Ottone	San Diego Padres	33	99
2009	Nick Liles	San Francisco Giants	7	207
	Chris Masters	Atlanta Braves	11	328
	Brent Greer	Arizona Diamondbacks	14	426
	Corey Martin	Chicago Cubs	27	83
2008	Tyler Sexton	Baltimore Orioles	31	926
	Blake Murphy	St. Louis Cardinals	42	1265
2007	Jonathan Greene	Texas Rangers	8	260
	Greg Holland \$	Kansas City Royals	10	306
	Kenny Smith	Texas Rangers	20	620
	Steven Strausbaugh	New York Yankees	37	1135
	Blake Murphy	Chicago Cubs	50	1435
2006	Brian McCullen	Pittsburgh Pirates	38	113
2003	Ryan Basner	Atlanta Braves	7	217
	Todd Buchanan	Arizona Diamondbacks	13	396
	Alan Beck	Baltimore Orioles	16	464
2002	Jared Burton \$	Oakland A's	8	248
2000	Charles Thomas \$	Atlanta Braves	19	580
1999	Eric Johnson	Cleveland Indians	3	107
	David Pember \$	Milwaukee Brewers	8	244
	Chris Moore	Colorado Rockies	11	340
1998	Chris Davidson	Baltimore Orioles	4	129
	Mark DiFelice \$	Colorado Rockies	15	450
	Donnie Suttles	Cleveland Indians	12	363
	Jeff Szikszai	New York Yankees	22	662
	Brian Hutchinson	Toronto Blue Jays	40	1191
1997	Alex Tolbert	Pittsburgh Pirates	22	662
1994	Jason Beverlin \$	Oakland Athletics	4	93
	Stephen Pritchard	Milwaukee Brewers	22	599
	Mike Tidick	Chicago White Sox	47	1299
1993	Brad Tweedie	Cincinnati Reds	3	92
	Phillip Grundy	Kansas City Royals	4	105
1992	Dan Kyslinger	Milwaukee Brewers	5	136
	Matt Raleigh	Montreal Expos	14	379
	Jack Kimel	Texas Rangers	32	902
1991	Kevin Bellomo	San Francisco Giants	56	1406
1990	Paul Menhart \$	Toronto Blue Jays	8	225
1988	Tom Malchesky	St. Louis Cardinals	12	314
	Skip Nelloms	New York Yankees	22	573
	Dave Piela	Atlanta Braves	54	1296
1987	Freddie Hailey	New York Yankees	19	496
1986	Ron Huntington	Atlanta Braves	39	486
1985	Scott Gay	New York Yankees	4	103
1984	Charlie Fonville	Seattle Mariners	38	796
	John Pust	Cleveland Indians	43	820
1979	Rick Adair	Seattle Mariners	3	53
1978	Wayne Tolleson \$	Texas Rangers	8	202
1977	Wayne Tolleson	Pittsburgh Pirates	12	304
	Jerry Reed \$	Philadelphia Phillies	22	559

\$ - denotes played on a Major League club

HONORING THE "LEGGETT NUMBER 7 LEGACY":

Western Carolina senior infielder Reece Strong has been selected this season's "Leggett No. 7 Legacy" player as chosen by head baseball coach Bobby Moranda and the Catamount coaching staff. Strong will wear the No. 7 jersey which was made famous at WCU by former coaching great, Jack Leggett. Strong is the sixth different Catamount in as many years to be chosen to wear the coveted No. 7 jersey.

"This year's recipient came here as a walk-on and has earned a scholarship. He's played hurt many games including with a broken finger the second half of last season. He comes from a great family and we're very, very proud to honor Reece Strong as this year's Leggett No. 7 Legacy," said Moranda when making the announcement.

Strong joins a select list of players to previously have the honor bestowed upon them, joining classmate Danny Bermudez who received the honor a season ago as a junior. Utility player Luke Gragg wore the number in the 2014 season, preceded by catcher Stephen Notaro (2011) and left-handed pitchers Vance Chavis (2012) and Morgan McKinney (2013), each donning the No. 7 jersey in their final seasons.

The annual "Leggett No. 7 Legacy" program was introduced by Moranda at the first "Celebration of Catamount Baseball" banquet held in conjunction with the 2011 season-opening weekend. The WCU coaching staff selects one player each year that is committed to keeping with the principles and integrity established by the former Catamount skipper during his tenure.

"Among the many great past individuals that have influenced the success and the prestige of Western Carolina baseball, Jack Leggett stands out above most. His legacy lives on here every day," said Moranda of the Leggett Legacy tradition upon its creation. "Every season, we will name one player who exemplifies what it is to be a Catamount baseball player and that deserves to wear the No. 7 jersey to honor the foundation laid by Jack."

Strong enters his final season in Cullowhee having played in 99 career games with 60 appearances in the starting lineup, mostly at third base. He has a combined career batting average of .251, collecting 50 hits in 199 at bats. He has 10 career doubles and belted his first career home run last season at Liberty. He boasts a career on-base percentage of .393 and defensively, has been a part of turning 11 double plays with 31 putouts and 87 assists.

Reece and his family have been a big part of Catamount baseball over the past five years. His older brother, Bradley, played for WCU from 2012-2015 and finished his career as WCU's all-time career triples leader with 18 – a mark that ranks third in SoCon history. Bradley was additionally drafted by the Chicago White Sox in the 28th round of the 2015 draft. Strong's parents, Brad and Mary Ann, have attended most every game over the past four-plus seasons.

To earn the honor of the "Leggett No. 7 Legacy," a Catamount baseball player must have a passion for the game of baseball; show total intensity daily; do more with less; use adversity as preparation for greatness; have an uncommon commitment to his teammates and the standard of T.E.A.M. by displaying A+ T-Toughness, E-Effort, A-Approach and M-Master the Fundamentals.

The first year, Notaro wore the honorary jersey No. 7 as the first honoree in the Leggett Legacy. He hit .335 overall that season, and finished second to Catamount teammate Ross Heffley in the SoCon in hitting in league games at .394 with six home runs and four doubles with 28 RBI. In 2012, Chavis donned the No. 7 jersey, finishing the year with 28 appearances to rank second on the team. The Laurinburg, N.C., native posted a 2.08 ERA through 26.0 innings pitched, striking out 25 batters.

McKinney scored four wins among his 12 starts in 2013, tossing 65.2 innings on the weekend for the Catamounts. He finished with a 4.25 ERA while striking out 52 batters. Gragg, the 2014 honoree, recorded six extra base hits including five doubles with 19 RBI. He reached base in 40-percent of his at bats, adding four stolen bases and 34 runs scored. Most recently, Bermudez turned in a second team All-Southern Conference season as a junior while wearing No. 7, batting a career-high .317 with 59 hits including 14 doubles, a triple and seven home runs.

Leggett spent nine seasons in the dugout in Cullowhee, amassing a program-best 302 career victories from 1983 through 1991. He guided the Catamounts to 10 combined Southern Conference championships and five NCAA tournament appearances. He went on to coach for over two decades at Clemson, guiding the Tigers to the College World Series six times and earning three ACC Coach of the Year honors. All told, he amassed 1,332 career victories over a 37-year career.

A 2001 WCU Athletics Hall of Fame inductee, Leggett also helped shape the future of WCU baseball by recruiting and coaching his three successors in Keith LeClair (1992-97), Rodney Hennon (1998-99) and Todd Raleigh (2000-07). Leggett's three protégés combined to win 567 games and a combined eight SoCon titles in 15 seasons, while also capturing five SoCon Coach of the Year honors.

"It is an honor to continue to be remembered in such a manner at Western Carolina," Leggett was quoted as saying about the creation of the No. 7 Legacy. "WCU and Catamount baseball is a big part of my life and coaching career. I am privileged to have that number 7 hanging on the fence at Childress Field / Hennon Stadium, and honored to have a deserving student-athlete wear the number during the season."

During his tenure as an assistant coach at Wake Forest, Virginia and Georgia Tech, Moranda coached against Leggett's Clemson Tiger teams.



WCU SCORES WALK-OFF WIN OVER WOFFORD IN TOURNEY OPENER:

Western Carolina's J.D. Long drew a bases-loaded, walk-off base on balls to cap a four-run, ninth-inning rally on Wednesday evening as the second-seeded Catamounts rallied past No. 7 Wofford, 10-9, in their first game of the 2016 Southern Conference Baseball Championship at Fluor Field.

The improbable comeback began with Garrett Brown reaching on a K-wild pitch before back-to-back doubles by Bryson Bowman and Matt Smith. A walk to Danny Bermudez and a seeing-eye single by Kramer Ferrell loaded the bases for Long's heroics.

7-RUN 6TH PROPELS WCU PAST SAMFORD TO SOCON SEMIS:

Western Carolina broke open a tie game on Thursday night with a seven-run sixth inning as the second-seeded Catamounts powered past No. 6 Samford, 14-4, to advance to Saturday's semifinal round at the 2016 Southern Conference Baseball Championship at Fluor Field.

Tied at three through five complete – and energized by Brendan Nail's competitive performance on the mound – the Catamounts sent 12 batters to the plate that collected seven singles and two walks to grab a commanding, 10-4, advantage after six.

WCU DROPS HEARTBREAKER TO NO. 1 MERCER, 9-8:

Using a second three-run inning in the bottom of the seventh, second-seeded Western Carolina grabbed a four-run, 7-3, lead with two frames remaining. However, top-seeded Mercer rallied with six runs over the final two innings to upend the Catamounts, 9-8, on Saturday afternoon to move into the championship game and relegate the Catamounts into the loser's bracket.

Mercer scored six runs in the final two innings to overcome the late four-run deficit.

CATS DOWN SAMFORD TO ADVANCE TO SOCON CHAMPIONSHIP:

Western Carolina returns to the Southern Conference Baseball Championship title game for the first time since 2010, as the second-seeded Catamounts got four hits from senior Kramer Ferrell and topped No. 6 seed Samford on Saturday, 7-4, to punch its ticket for Sunday's title tilt at Fluor Field.

WCU rode a pair of three-run innings in the fourth and fifth to build a lead it would never relinquish. Catamount pitching struck out 10 including six by starter Dillon Bray and four by reliever Korey Anderson.

WCU DOWNS MERCER TO FORCE WINNER-TAKE-ALL TITLE GAME:

No. 2 seed Western Carolina got a gutsy pitching performance from left-hander Bryan Sammons to down No. 1 seed Mercer, 4-2, and force a winner-take-all title game later Sunday at the Southern Conference Baseball Championship at Fluor Field.

Sammons returned to the mound and stepped up when WCU needed him most, throwing 136 pitches over 7-plus innings in keeping one of the top offenses in the league in check in a must-win game. Sammons (8-3) allowed just two runs on eight hits and five walks, striking out seven.

WCU DOWNS MERCER TO FORCE WINNER-TAKE-ALL TITLE GAME:

Greenville, S.C. - Western Carolina had a flair for the dramatic en route to winning the school's league-record 10th Southern Conference Baseball Championship on Sunday afternoon at Fluor Field at the West End.

Junior infielder Nobu Suzuki was hit by a pitch with the bases loaded and two out in the bottom of the ninth inning and B.J. Nobles pitched into the ninth in his first start of the season as second-seeded Western Carolina topped No. 1 seed Mercer for the second time Sunday, winning the night cap, 3-2, to claim the SoCon tournament title, its first since 2003.

2016 Southern Conference Baseball Championship Fluor Field at the West End – Greenville, S.C.

MAY 24 – (TUESDAY) – ON SDN
Game 1: #8 The Citadel 3, #9 VMI 2 (10 innings)

MAY 25 – (WEDNESDAY) – ON SDN
Game 2: #4 Furman 3, #5 ETSU 0
Game 3: #1 Mercer 13, #8 The Citadel 1 (7 innings)
Game 4: #2 Western Carolina 10, #7 Wofford 9
Game 5: #6 Samford 8, #3 UNCG 5

MAY 26 – (THURSDAY) – ON SDN
Game 6: #5 ETSU 4, #8 The Citadel 2
Game 7: #3 UNCG 9, #7 Wofford 6
Game 8: #1 Mercer 6, #4 Furman 1
Game 9: #2 Western Carolina 14, #6 Samford 4

MAY 27 – (FRIDAY) – ON SDN
Game 10: #6 Samford 12, #5 ETSU 11 (10 innings)
Game 11: #4 Furman 15, #3 UNCG 10

MAY 28 – (SATURDAY) – ON SDN
Game 12: #1 Mercer 9, #2 Western Carolina 8
Game 13: #6 Samford 2, #4 Furman 0
Game 14: #2 Western Carolina 7, #6 Samford 4

MAY 29 – (SUNDAY) – ON ESPN3
Game 15: #2 Western Carolina 4, #1 Mercer 2
Game 16: #2 Western Carolina 4, #2 Mercer 3

2016 Southern Conference Championship All-Tournament Team

SP – Will Gaddis, Furman
SP – B.J. NOBLES, WESTERN CAROLINA
RP – KOREY ANDERSON, WESTERN CAROLINA
C – Jake Kusz, UNCG
1B – MATT SMITH, WESTERN CAROLINA
2B – Frankie Navarrete, Samford
SS – Matt Meeder, Mercer
3B – Jake Crawford, Furman
OF – Trey Truitt, Mercer
OF – Heath Quinn, Samford
OF – KRAMER FERRELL, WESTERN CAROLINA
DH – Cesar Trejo, UNCG



Walt Nadzak Most Outstanding Player
Matt Smith, 1B – Western Carolina

NOTING WESTERN CAROLINA IN THE SOUTHERN CONFERENCE BASEBALL TOURNAMENT:

- Western Carolina won five of its six games to win the 2016 Southern Conference Baseball Championship ... the Catamounts had to win three-straight games over the top-two preseason squads – No. 6 seed Samford and two against No. 1 seed Mercer on Sunday ... It was just the second time in program history that Western Carolina had won five games at the conference tournament, also doing so on the way to the 1993 tournament championship;

- The 2016 SoCon Tournament went a combined 16 games in the double-elimination format for just the third time since its inception in 1984 ... Former league member, College of Charleston, won the 2006 tournament in the 16th game, edging The Citadel ... Another former program, Georgia Southern, won the 2014 crown after 16 games by beating Samford in the finale;

- WCU bookended its tournament championship run with walk-off wins: In the first round, redshirt junior infielder J.D. Long drew a bases-loaded walk in the bottom of the ninth inning to plate the game-winning run, 10-9 ... Then, after Mercer had tied the game with a solo home run in the top of the ninth inning, the Catamounts again loaded the bases with junior transfer Nobu Suki drawing the championship-winning HBP on the first pitch of his two-out at bat ... the Catamounts ranked among the SoCon leaders in both BB and HBP during the regular season;

- Western Carolina went into the sixth inning of its sixth game in the Southern Conference Baseball Championship before hitting its first home run ... the Catamounts collected a league-best 48 round-trippers against league foes this year including eight in a single-game against UNCG ... Bryson Bowman tied the title game up with a solo shot before Danny Bermudez gave the Catamounts their first lead, 2-1, two batters later;

- WCU was one of the top two seeds for the third time in the past four years – the Catamounts were the No. 1 seed after winning the 2013 and 2014 regular season championships ... It was the first-time since 2007 that WCU has been the No. 2 seed, sharing the 2007 seasonal crown ... It was WCU's second tournament title as the No. 2 seed;

- Western Carolina's first round, come-from-behind walk-off victory over No. 7 seed Wofford snapped a six-game slide in SoCon Tournament games for the Catamounts that dated back to game one of the 2013 tournament – a 13-7 victory for the Catamounts over eighth-seeded Samford in Greenville, S.C.;

- Western Carolina was just 2-6 (.250) in tournament games played at Fluor Field in Greenville, S.C., since the tournament first went to the park in 2009 ... Since that '09 season, Western Carolina baseball had posted just a 2-9 in games played at Fluor Field ... WCU posted a 5-1 record at Fluor Field in the 2016 SoCon Tournament, pulling its conference tournament all-time record even at 7-7;

- The Catamounts have won TEN SoCon Tournament titles all-time, the most of any conference school ... WCU has made a combined 16 appearances in the SoCon Tournament title game ... WCU has only missed one SoCon tournament since the event's inception in 1984, missing the 2000 tournament under then first-year head coach Todd Raleigh;

- WCU has won 72 games in the SoCon tournament all-time, the second-most among current conference schools ... The Citadel has won 73 tournament games to lead all-time... Western Carolina has a .595 winning percentage (72-49) in the conference tournament.

Year	Site	Opponent	W / L	WCU	OPP
1984	Cullowhee	VMI	W	10	7
1984	Cullowhee	Appalachian State	L	5	9
1984	Cullowhee	The Citadel	L	0	8

1985	Boone	Appalachian State	W	3	2
1985	Boone	Marshall	L	2	5
1985	Boone	Davidson	W	13	2
1985	Boone	Marshall	W	12	6
1985	Boone	Marshall	W	13	12

1986	Cullowhee	East Tennessee State	W	11	2
1986	Cullowhee	Appalachian State	W	18	17
1986	Cullowhee	Appalachian State	W	11	8

1987	Asheville	VMI	W	16	4
1987	Asheville	Appalachian State	W	8	7
1987	Asheville	VMI	W	9	4

1988	Asheville	Appalachian State	W	18	8
1988	Asheville	The Citadel	W	6	2
1988	Asheville	The Citadel	W	22	6

1989	Asheville	Appalachian State	W	7	2
1989	Asheville	Marshall	W	4	2

1990	Charleston	East Tennessee State	W	6	1
1990	Charleston	Marshall	L	1	3
1990	Charleston	Appalachian State	W	5	4
1990	Charleston	Marshall	W	11	3
1990	Charleston	The Citadel	L	5	9

1991	Charleston	VMI	W	18	2
1991	Charleston	East Tennessee State	L	4	7
1991	Charleston	The Citadel	W	7	3
1991	Charleston	East Tennessee State	W	9	4
1991	Charleston	Appalachian State	W	4	0
1991	Charleston	Furman	L	11	9

1992	Charleston	VMI	W	3	2
1992	Charleston	The Citadel	W	2	1
1992	Charleston	Georgia Southern	W	17	10
1992	Charleston	Georgia Southern	L	12	14
1992	Charleston	Georgia Southern	W	4	3

1993	Charleston	Marshall	W	7	6
1993	Charleston	The Citadel	W	4	2
1993	Charleston	VMI	L	3	4
1993	Charleston	Georgia Southern	W	6	5
1993	Charleston	VMI	W	12	5
1993	Charleston	VMI	W	5	1

IN THE SOCON TOURNAMENT, WCU'S RECORD VS.:

Appalachian State *	10-4
The Citadel.....	8-11
College of Charleston *	4-6
Davidson *	4-1
East Tennessee State	5-2
Elon *	2-1
Furman	6-5
Georgia Southern *	8-7
Marshall *	7-2
Mercer.....	2-1
Samford.....	3-2
UNC Greensboro.....	0-3
VMI.....	10-2
Wofford	3-0

WESTERN CAROLINA'S RECORD AT:

Site	Record	Years	Titles
Asheville	8-0	3	3
Boone	4-1	1	1
Charleston	49-39	22	4
Cullowhee	4-2	2	1
Greenville	7-7	4	1
TOTALS	72-49	32	10

1994	Charleston	Davidson	L	1	2
1994	Charleston	East Tennessee State	W	4	2
1994	Charleston	Marshall	W	8	2
1994	Charleston	Davidson	W	13	1
1994	Charleston	VMI	W	7	1
1994	Charleston	The Citadel	L	2	4
1995	Charleston	Appalachian State	W	9	5
1995	Charleston	Georgia Southern	L	4	10
1995	Charleston	Marshall	W	10	3
1995	Charleston	East Tennessee State	L	1	6

1996	Charleston	VMI	L	3	7
1996	Charleston	Furman	L	4	7

1997	Charleston	VMI	W	4	3
1997	Charleston	Furman	W	7	1
1997	Charleston	The Citadel	W	10	3
1997	Charleston	Furman	W ⁽¹⁰⁾	10	9

1998	Charleston	Georgia Southern	W	6	5
1998	Charleston	The Citadel	L	0	5
1998	Charleston	Wofford	W	9	4
1998	Charleston	Furman	W	2	1
1998	Charleston	UNC Greensboro	L	2	4

1999	Charleston	Georgia Southern	L	5	8
1999	Charleston	VMI	W	8	4
1999	Charleston	East Tennessee State	W	7	5
1999	Charleston	Furman	W	11	4
1999	Charleston	College of Charleston	W	3	2
1999	Charleston	The Citadel	L	3	6

2000	Charleston	Did Not Qualify			
2001	Charleston	UNC Greensboro	L	5	7
2001	Charleston	College of Charleston	L	7	9

2002	Charleston	Wofford	W	9	2
2002	Charleston	College of Charleston	L	0	3
2002	Charleston	UNC Greensboro	L ⁽¹⁰⁾	4	6

2003	Charleston	Davidson	W	14	0
2003	Charleston	Furman	W	6	0
2003	Charleston	Georgia Southern	W	1	0
2003	Charleston	Georgia Southern	L	8	4
2003	Charleston	Georgia Southern	W ⁽¹¹⁾	6	5

2004	Charleston	College of Charleston	W	4	3
2004	Charleston	Elon	W	7	6
2004	Charleston	The Citadel	W	5	2
2004	Charleston	The Citadel	L	2	9
2004	Charleston	The Citadel	L	1	8

2005	Charleston	The Citadel	W	6	1
2005	Charleston	Georgia Southern	L	2	7
2005	Charleston	College of Charleston	L	4	11

2006	Charleston	Furman	W	14	1
2006	Charleston	College of Charleston	L	0	1
2006	Charleston	Georgia Southern	W	13	3
2006	Charleston	The Citadel	L	2	4

2007	Charleston	The Citadel	L	2	7
2007	Charleston	Georgia Southern	L	5	6

2008	Charleston	Davidson	W ⁽¹¹⁾	11	10
2008	Charleston	College of Charleston	L	4	5
2008	Charleston	Appalachian State	L	5	10

2009	Greenville	College of Charleston	W	12	4
2009	Greenville	Elon	L	7	15
2009	Greenville	Furman	L	6	7

2010	Charleston	Georgia Southern	W	11	4
2010	Charleston	College of Charleston	W ⁽¹²⁾	7	6
2010	Charleston	Appalachian State	L	2	3
2010	Charleston	Appalachian State	W	7	6
2010	Charleston	The Citadel	L	3	10

2011	Charleston	Elon	W ⁽²⁰⁾	10	7
2011	Charleston	Georgia Southern	L	1	12
2011	Charleston	College of Charleston	L	2	4

2012	Greenville	Samford	L	0	7
2012	Greenville	Furman	L	8	9

2013	Greenville	Samford	W	13	7
2013	Greenville	The Citadel	L	11	12
2013	Greenville	Appalachian State	L	4	15

2014	Charleston	Furman	L	2	3
2014	Charleston	Georgia Southern	L	4	8

2015	Charleston	Samford	L ⁽¹⁰⁾	7	8
2015	Charleston	Furman	L	4	12

2016	Greenville	Wofford	W	10	9
2016	Greenville	Samford	W	14	4
2016	Greenville	Mercer	L	9	8
2016	Greenville	Samford	W	7	4
2016	Greenville	Mercer	W	4	2
2016	Greenville	Mercer	W	3	2

WESTERN CAROLINA IN SOCON TOURNAMENT RECORD BOOK

INDIVIDUAL GAME BATTING

Most At Bats:	10 – two tied
Aaron Attaway vs. Elon, 2011; Ross Heffley vs. Elon, 2011	
Most Hits:	6 – Tyler White vs. Elon, 2011
Most Doubles:	3 – five tied
Dave Piela vs. The Citadel, 1988	
Most Triples:	2 – two tied
Matt Raleigh vs. VMI, 1991	
Most Home Runs:	2 – 35 occasions
Jacob Hoyle vs. College of Charleston, 2013	
Most Total Bases:	11 – six tied
Jim Eldridge vs. Appalachian State, 1986	
Most RBI:	6 – six tied
Skip Nelloms vs. Appalachian State, 1988	
Most Walks:	4 – seven tied
Alex Tolbert vs. Furman, 1997	
Highest Batting Average:	1.000 – three tied
John Connolly vs. Davidson (5-for-5), 1994	

INDIVIDUAL GAME PITCHING

Fewest Hits (min. 9 inn.):	2 – two tied
Derek Cockrell vs. VMI, 1993	
Fewest Walks (min. 9 inn.):	0 – seven tied
Mark DiFelice vs. Furman, 1997	
Phillip Grundy vs. The Citadel, 1992	

INDIVIDUAL TOURNAMENT BATTING

Most Doubles:	5 – two tied: Joey Cox, 1991
Most Triples:	2 – 15 tied: Mike Tidick, 1994; Matt Raleigh, 1991

INDIVIDUAL TOURNAMENT PITCHING

Most Appearances:	5 – six tied
Doug Udzilla, 1990	
Most Wins:	3, Jason Beverlin, 1993
Lowest ERA (min 9 inn.):	0.00 – 14 tied
Ryan Basner (10 IP), 2003; Andy Rickman (9.1 IP), 1985	
Fewest Walks (min 9 inn.):	0 – 9 tied
Brad Josey (10.2 IP), 2004; Mark DiFelice (9.0 IP), 1997	
Phillip Grundy, 1992	

TEAM GAME BATTING

Most At Bats:	78 – vs. Elon, 2011 (20 inn.)
Most Hits:	24 – vs. The Citadel, 1988
Most Runs:	22 – vs. The Citadel, 1988
Most Doubles:	8 – three tied
vs. The Citadel, 1988	
Most Triples:	3 – three tied
vs. VMI, 1991	
Most Home Runs:	7 – vs. The Citadel, 1988
Most Total Bases:	54 – vs. The Citadel, 1988
Most RBI:	21 – three tied
vs. The Citadel, 1988	

TEAM TOURNAMENT BATTING

Most Doubles:	17 in 1991
Most Home Runs:	14 in 1988
Longest Game:	20 innings (WCU vs. Elon, 2011)
Largest Deficit Overcome for Victory:	9 runs (WCU vs. ASU, 1993)
Most Combined Runs Scored:	35 runs (WCU vs. ASU, 1986)

CATAMOUNTS ON THE SOCON ALL-TOURNAMENT TEAM

1990 Grant Brittain Mike Hilton Rodney Tesh Phillip Grundy Roy Hurst Mike Tidick	2004 Chris Davis	SOCON TOURNAMENT MOST VALUABLE PERFORMERS
1991..... Kevin Bellomo Joey Cox Jack Kimel Matt Raleigh Rodney Tesh	1994 John Connolly Mike Tidick Marc Striker	2006 Trey McDaniel	
1992 Joey Cox Scott Lyman Eric Whitson	1995 Eric Whitson	2009 Brent Greer	
1993 Jason Beverlin Rob Doherty	1997..... J.P. Burwell Jeff Szikszai	2010..... Ollie Goulder Matt Johns Brandon Johnson	
	2003 Ryan Basner Chris Davis Matt Nelson Brian Sigmon	2013 Tyler White Julian Ridings	
		2016..... B.J. Nobles, SP Korey Anderson, RP Matt Smith, 1B Kramer Ferrell, OF	
			1985 Mike Carson 1986 David Hyatt 1987 Clint Fairey 1988 Keith LeClair 1989 Paul Menhart 1992 Joey Cox 1993 Phillip Grundy 1997..... J.P. Burwell 2003 Brian Sigmon 2016..... Matt Smith

WCU'S ALL-TIME COACHES ALL-SOUTHERN CONFERENCE SELECTIONS

1977 Wayne Tolleson..... 1st Keith Ebersole..... 1st	1991 Kevin Bellomo, OF 1st Phillip Grundy, P 1st Matt Raleigh, 3B 1st Todd Raleigh, C 1st Rodney Tesh, 1B 1st	2000 Charles Thomas, OF..... 2nd	2013 Aaron Attaway, SS 1st Preston Hatcher, P 1st Julian Ridings, OF 1st Tyler White, 3B 1st Adam Martin, C 2nd Jeremy Null, P 2nd Jonathan Waszak, P FR
1978 Keith Ebersole..... 1st Wayne Tolleson..... 1st	1992 Joey Cox, OF 1st Matt Raleigh, SS 1st Phillip Grundy, P & DH 2nd Rodney Hennon, 2B 2nd Roy Hurst, C 2nd Jack Kimel, P 2nd Scott Lyman, OF 2nd	2001 Alan Beck, OF..... 1st Donovan Minero, OF 1st	2014 Jacob Hoyle, 1B 1st Adam Martin, C 1st Jordan Smith, P 1st Bradley Strong, 2B 1st Jeremy Null, P 2nd Bryan Sammons, P FR
1979 Willie Carpenter 1st	1993 Jason Beverlin, P 1st Phillip Grundy, DH 1st Rodney Hennon, 2B 1st Scott Lyman, OF 1st	2002 Todd Buchanan, 1B 1st Donovan Minero, CF 1st Ryan Schade, SS 1st Alan Beck, OF..... 2nd Chris Davis, DH..... 2nd	2015 Bradley Strong, 2B 1st Danny Bermudez, C 2nd
1980 Willie Carpenter 1st Don Ingle 1st	1994 Jason Beverlin, P 1st Mike Tidick, OF..... 1st Mike Manning, P 2nd Roy Hurst, C 2nd Jody Henson, OF 2nd	2003 Alan Beck, OF..... 1st Rod Goldston, OF 1st Derrick Hawk, P 1st Todd Buchanan, 1B 2nd Wayne Kilmer, SS 2nd Ryan Basner, P 2nd	2016 Matt Smith, 1B..... 1st Danny Bermudez, C 2nd Bryson Bowman, OF 2nd Colton Davis, RP..... 2nd Kramer Ferrell, OF 2nd Andrew Bullock, DH..... FR
1981 Mel Kinsey 1st	1995 Jody Henson, OF 1st Alex Tolbert, 1B 1st Eric Whitson, 3B 1st J.P. Burwell, C 2nd	2005 Steven Strausbaugh, OF .. 2nd	
1983 Charlie Fonville..... 1st David Hill 1st Greg Johnson 1st Brian Tebo, OF 2nd	1996 Brian Bain, P 2nd Alex Tolbert, 1B 2nd Chris Moore, 3B 2nd	2006 Jonathan Greene, 3B 1st Steven Strausbaugh, OF ... 1st Blake Murphy, C 2nd	
1984 Mike Carson, OF 1st Charlie Fonville, 1B 1st Scott Gay, P 1st David Hyatt, OF..... 1st Brian Tevo, OF 2nd John Pust, SS 3rd Freddie Hailey, OF..... 2nd	1997 Martin Barrow, OF 1st Alex Tolbert, 1B 1st Mark DiFelice, P 2nd J.P. Burwell, C 2nd Jeff Szikszai, 2B 2nd Chris Moore, SS 2nd Jeremy Bruce, 3B 2nd Matt Stillwell, OF 2nd	2007 Greg Holland, P 1st Blake Murphy, C 1st Drew Saberhagen, P 1st Barrett Shaft, CF 1st Kenny Smith, 2B 1st Jonathan Greene, OF 1st John Ingram, 1B 2nd Steven Strausbaugh, RF .. 2nd	
1985 Mike Carson, OF 1st Scott Gay, P 1st Freddie Hailey, OF..... 1st David Hyatt, OF..... 1st Skip Nelloms, DH 1st	1998 Martin Barrow, OF 1st Mark DiFelice, P 1st Chris Moore, SS 1st Frankie Ward, C 2nd	2008 Blake Murphy, C 1st Nick Liles, 2B 2nd Mike Tavernier, P 2nd	
1986 Mike Carson, OF 1st Freddie Hailey, OF..... 1st Pat Riley, DH 1st	1999 Chris Moore, SS 1st Eric Johnson, OF 1st Charles Thomas, OF 1st Steve Harris, 1B 2nd	2009 Brent Greer, SS..... 1st	
1987 Clint Fairey, DH..... 1st Freddie Hailey, OF..... 1st Stewart Keyes, P..... 1st Skip Nelloms, OF..... 1st		2010 Matt Benedict, P 2nd Trevor Collias, OF..... 2nd	
1988 Clint Fairey, 1B 1st Keith LeClair, OF 1st Tom Malchesky, 3B..... 1st Paul Menhart, P 1st Skip Nelloms, OF..... 1st		2011 Ross Heffley, 2B 1st Stephen Notaro, DH 1st Austin Schultz, 3B 2nd Aaron Attaway, SS Fr. Adam Martin, C Fr.	
1989 Clint Fairey, 1B 1st Mark Poarch, DH 1st Matt Raleigh, 3B 2nd		2012 Ross Heffley, 2B 1st Preston Hatcher, P 1st Jacob Hoyle, DH..... 2nd Jeremy Null, P Fr. Bradley Strong, 3B Fr.	
1990 Grant Brittain, 2B 1st Matt Raleigh, 3B 1st Jack Kimel, P 2nd Todd Raleigh, C 2nd Kevin Bellomo, OF 2nd			

WCU'S ALL-TIME
SoCon PLAYERS OF THE YEAR

1978..... Wayne Tolleson
1981..... Mel Kinsey
1985..... Scott Gay
1987..... Clint Fairey
1988..... Clint Fairey
1989..... Clint Fairey
1990..... Grant Brittain
1991..... Kevin Bellomo
1992..... Matt Raleigh
1994..... Mike Tidick
1997..... Alex Tolbert
1998..... Martin Barrow
1999..... Chris Moore
2002..... Donovan Minero
2003..... Alan Beck
2007..... Kenny Smith
2013..... Tyler White

AT BATS IN A SEASON

NAME	YEAR	NO.
1. Nick Liles	2008	269
10. Martin Barrow	1998	254
11. Todd Roper	2003	253
12. Joey Cox	1992	252
13. Tyler White	2013	251
Rodney Hennon	1992	251
15. David Hyatt	1985	250
16. GARRETT BROWN	2016	249
Kenny Smith	2007	249
Todd Roper	2004	249
Alan Beck	2003	249

RUNS SCORED IN A SEASON

NAME	YEAR	NO.
1. Eric Johnson	1999	83
14. Aaron Attaway	2013	68
Barrett Shaft	2006	68
Matt Raleigh	1991	68
Alan Beck	2003	68
18. Grant Brittain	1990	67
Freddie Hailey	1986	67
Freddie Hailey	1987	67
-- BRYSON BOWMAN	2016	62
-- GARRETT BROWN	2016	57

HITS IN A SEASON

NAME	YEAR	NO.
1. Brent Greer	2009	102
20. Roy Hurst	1994	89
21. Chris Moore	1999	88
Matt Raleigh	1992	88
23. David Hyatt	1985	87
Joey Cox	1992	87
Rodney Hennon	1993	87
-- MATT SMITH	2016	86
-- GARRETT BROWN	2016	81

DOUBLES IN A SEASON

NAME	YEAR	NO.
1. Tyler White	2013	27
19. 9 Players Tied		19
MR: Matt Johns	2010	19
-- BRYSON BOWMAN	2016	13
-- GARRETT BROWN	2016	11
-- DANNY BERMUDEZ	2016	11

MOST TRIPLES IN A SEASON

NAME	YEAR	NO.
1. Tracy Biggs	1999	7
13. 17 Players Tied		4
MR: Julian Ridings	2013	4
Bradley Strong	2013	4
-- BRYSON BOWMAN	2016	3
-- KRAMER FERRELL	2016	3
-- GARRETT BROWN	2016	3

HOME RUNS IN A SEASON

NAME	YEAR	NO.
1. Steve Harris	1999	26
4. Skip Nelloms	1988	22
5. Jared Greenwood	2004	21
Chris Moore	1999	21
7. Kenny Smith	2007	20
Alex Tolbert	1995	20
Grant Brittain	1990	20
10. BRYSON BOWMAN	2016	19
Alex Tolbert	1997	19
Joey Cox	1992	19
Matt Raleigh	1991	19
Tom Malchesky	1988	19
Clint Fairey	1987	19

SEASON RUNS BATTED IN

NAME	YEAR	NO.
1. Kenny Smith	2007	84
Chris Moore	1999	84
14. Grant Brittain	1990	68
15. Matt Raleigh	1991	67
Keith LeClair	1988	67
17. Blake Murphy	2007	66
Chris Moore	1998	66
Alex Tolbert	1996	66
Phillip Grundy	1993	66
-- KRAMER FERRELL	2016	63
-- BRYSON BOWMAN	2016	58
-- MATT SMITH	2016	52

SLUGGING PERCENTAGE

NAME	YEAR	TB-AB	PCT.
1. Mel Kinsey	1981	104-120	.867
13. Skip Nelloms	1988	163-228	.715
Alan Beck	2001	128-179	.715
16. Alex Tolbert	1996	152-217	.700
-- BRYSON BOWMAN	2016	148-214	.692

BASE ON BALLS IN A SEASON

NAME	YEAR	NO.
1. Chris Moore	1998	62
11. Mike Carson	1985	46
12. Grant Brittain	1989	44
13. BRYSON BOWMAN	2016	43
Charles Thomas	1999	43
Matt Raleigh	1989	43
Freddie Hailey	1987	43
Freddie Hailey	1986	43
18. David Hyatt	1985	42
19. Alan Beck	2001	41
Chris Moore	1999	41
Matt Raleigh	1990	41
Clint Fairey	1987	41
-- MATT SMITH	2016	40

HIT BY PITCHES IN A SEASON

NAME	YEAR	NO.
1. Cameron Dullnig	2010	25
5. Tim Hallam	2005	17
6. KRAMER FERRELL	2016	16
Mitchell Hatley	2009	16
7. Danny Bermudez	2015	15
Cameron Dullnig	2011	15
Tyler White	2011	15
Ollie Goulder	2010	15
Barrett Shaft	2008	15
Scott Lyman	1993	15
14. Blake Murphy	2008	14
Barrett Shaft	2007	14
Austin Schultz	2010	13
Trevor Collias	2009	13
Jason Haynes	2006	13
19. DANNY BERMUDEZ	2016	13
Matt Smith	2015	12
Kramer Ferrell	2015	12
Luke Gragg	2014	12
Jared Greenwood	2004	12
Charlie Wands	1999	12
Steve Harris	1999	12
-- J.D. LONG	2016	10
-- MATT SMITH	2016	10

STRIKE OUTS IN A SEASON

NAME	YEAR	NO.
1. Alex Tolbert	1995	73
19. Jonathan Greene	2007	51
Alex Tolbert	1997	51
21. Danny Bermudez	2015	50
Dylan de Graaf	2010	50
Tyler Kirkpatrick	2010	50
-- DANNY BERMUDEZ	2016	43
-- CALEB ROBINSON	2016	43
-- KRAMER FERRELL	2016	38

SACRIFICE FLIES IN A SEASON

NAME	YEAR	NO.
1. Stephen Notaro	2011	8
15. Dykota Spiess	2014	5
Bradley Strong	2014	5
Dykota Spiess	2012	5
14 OTHERS TIED		5
-- DANNY BERMUDEZ	2016	5
-- J.D. LONG	2016	5
-- BRYSON BOWMAN	2016	4

SACRIFICE HITS IN A SEASON

NAME	YEAR	NO.
1. NOBU SUZUKI	2016	13
2. Barrett Shaft	2008	11
Todd Roper	2003	11
Morgan Frazier	1999	11
12. Aaron Attaway	2014	8
Luke Gragg	2013	8
Dylan de Graaf	2010	8
Chad Moore	1996	8
Chad Moore	1995	8
Grant Brittain	1990	8
FIVE OTHERS TIED		7
-- GARRETT BROWN	2016	7

STOLEN BASES IN A SEASON

NAME	YEAR	NO.
1. Eric Johnson	1999	46
2. Chuck Koone	1998	35
3. GARRETT BROWN	2016	34
4. Dylan de Graaf	2010	30
Trevor Collias	2009	30
Martin Barrow	1998	30
7. Wayne Tolleson	1978	29
Wayne Tolleson	1977	29
9. Dave McKay	1998	28
J.C. Lyons	2009	27
11. Matt Johns	2011	26
Wayne Kilmer	2003	26

STOLEN BASES ATTEMPTED

NAME	YEAR	NO.
1. Eric Johnson	1999	54
2. GARRETT BROWN	2016	41
3. Chuck Koone	1998	39
4. Trevor Collias	2009	35
Wayne Tolleson	1977	35
6. Dave McKay	1998	34
Wayne Tolleson	1978	34
8. Dylan de Graaf	2010	32
9. Matt Johns	2010	31
J.C. Lyons	2009	31
Wayne Kilmer	2003	31
Martin Barrow	1998	31

ASSISTS IN A SEASON

NAME	YEAR	NO.
1. Chris Moore	1997	205
13. Tim Hallam	2005	171
Stephen Ruchardson	1994	171
15. John Connolly	1994	170
-- J.D. LONG	2016	122
-- NOBU SUZUKI	2016	100

WINS IN A SEASON

NAME	YEAR	NO.
1. Jason Beverlin	1993	12
Scott Gay	1985	12
13. 10 Players Tied		9
MR: Jeremy Null	2013	9
23. BRYAN SAMMONS	2016	8
10 Other Players Tied		8
MR: Jordan Smith	2014	8
-- COLTON DAVIS	2016	7

LOSSES IN A SEASON

NAME	YEAR	NO.
1. Ryan Basner	2001	8
Paul Menhart	1989	8
Stewart Keyes	1989	8
7. 14 Players Tied		6
MR: BRENDAN NAIL	2016	6
Mike Tavemier	2009	6

APPEARANCES IN A SEASON

NAME	YEAR	NO.
1. Mike Manning	1994	40
12. Chris Masters	2007	31
Greg Holland	2006	31
14. Brian McCullen	2004	30
Ryan Foster	2000	30
Withrow Ward	1988	30
17. COLTON DAVIS	2016	29
Preston Hatcher	2012	29
Garrett Ozar	2009	29
Brian Barnes	2003	29
Ryan Foster	2002	29
Erik Turnrose	1999	29
Rob Hoover	1999	29
-- COREY SIKES	2016	22

GAMES STARTED IN A SEASON

NAME	YEAR	NO.
1. Ryan Basner	2003	18
Jack Kimmel	1990	18
3. BRYAN SAMMONS	2016	17
Brad Josey	2004	17
Brad Josey	2003	17
Clark Maxwell	1995	17
7. Brendan Nail	2016	16
Drew Saberhagen	2007	16
Tyler Sexton	2007	16
Jason Beverlin	1994	16
Jason Beverlin	1993	16
Phillip Grundy	1992	16
Brian Bain	1997	16

COMPLETE GAMES IN A SEASON

NAME	YEAR	NO.
1. Phillip Grundy	1991	9
9. Paul Menhart	1988	6
Clark Maxwell	1995	6
Jeery Reed	1976	6
-- BRYAN SAMMONS	2016	1

SHUTOUTS IN A SEASON

NAME	YEAR	NO.
1. Jordan Smith	2011	2
Jared Burton	2002	2
Clark Maxwell	1995	2
Tim Sinicki	1988	2
Jack Kimel	1990	2
Paul Menhart	1989	2
Rick Adair	1979	2
-- BRYAN SAMMONS	2016	1

MOST SAVES IN A SEASON

NAME	YEAR	NO.
1. Preston Hatcher	2013	14
Mike Manning	1994	14
19. Clint Ramsey	2005	6
Ryan Foster	2002	6
Mike Manning	1993	6
-- B.J. NOBLES	2016	4
-- COLTON DAVIS	2016	2

INNINGS PITCHED IN A SEASON

NAME	YEAR	NO.
1. Ryan Basner	2003	125.0
10. Brad Josey	2003	104.0
11. Jared Burton	2002	103.0
12. Clark Maxwell	1997	102.2
13. Jack Kimel	1990	101.1
14. Jeremy Null	2014	101.0
Brad Josey	2004	101.0
-- BRYAN SAMMONS	2016	98.0
-- BRENDAN NAIL	2016	82.0

HITS ALLOWED IN A SEASON

NAME	YEAR	NO.
1. David Pember	1999	153
5. Jack Kimel	1990	120
6. Jared Burton	2001	119
7. Jack Kimel	1991	116
8. Tyler Sexton	2006	115
9. Drew Saberhagen	2007	114
10. BRYAN SAMMONS	2016	113

RUNS ALLOWED IN A SEASON

NAME	YEAR	NO.
1. David Pember	1999	82
10. Aaron Kirby	2000	72
Ken Hare	1983	72
12. Clark Maxwell	1996	71
-- BRYAN SAMMONS	2016	65
-- BRENDAN NAIL	2016	57

STRIKEOUTS IN A SEASON

NAME	YEAR	NO.
1. Jason Beverlin	1994	154
7. Jared Burton	2002	105
8. Clark Maxwell	1997	102
9. Clark Maxwell	1996	101
10. Chris Masters	2009	99
11. Jeremy Null	2014	93
12. Ryan Basner	2003	91
Phillip Grundy	1991	91
14. Phillip Grundy	1992	89
Rick Adair	1977	89
16. BRYAN SAMMONS	2016	88
17. COLTON DAVIS	2016	87
Chris Davidson	1998	87
Mark DiFelice	1997	87

WALKS ALLOWED IN A SEASON

NAME	YEAR	NO.
1. Scott Gay	1985	66
2. Clark Maxwell	1996	63
3. Paul Menhart	1989	57
4. BRYAN SAMMONS	2015	56
Clark Maxwell	1995	56
6. BRYAN SAMMONS	2016	55
Jason Beverlin	1994	55
Paul Menhart	1990	55
Jason Beverlin	1993	55

MOST AT BATS IN A CAREER

NAME	YEARS	NO.
1. Ross Heffley	2009-12	933
16. Blake Murphy	2004-08	757
17. Nick Liles	2007-09	755
18. Mike Carson	1984-87	752
-- DANNY BERMUDEZ	2013-	608

RUNS SCORED IN A CAREER

NAME	YEARS	NO.
1. Matt Raleigh	1989-92	251
17. Aaron Attaway	2011-14	180
Alex Tolbert	1994-97	180
19. Todd Buchanan	2000-03	177
20. Keith LeClair	1985-88	175
-- DANNY BERMUDEZ	2013-	131

HITS IN A CAREER

NAME	YEARS	NO.
1. Ross Heffley	2009-12	354
20. Charles Thomas	1998-2000	250
21. Keith LeClair	1985-88	247
22. Blake Murphy	2004-08	246
Alex Tolbert	1994-97	246
Kevin Bellomo	1988-91	246
-- DANNY BERMUDEZ	2013-	179
-- MATT SMITH	2014-	170

DOUBLES IN A CAREER

NAME	YEARS	NO.
1. Rod Goldston	2000-03	70
21. Chris Davis	2002-05	45
22. Kevin Bellomo	1988-91	44
23. Martin Barrow	1995-98	43
Todd Raleigh	1988-91	43
Rodney Tesh	1988-91	43
Freddie Hailey	1984-87	43
-- DANNY BERMUDEZ	2013-	35
-- MATT SMITH	2014-	25

MOST TRIPLES IN A CAREER

NAME	YEARS	NO.
1. Bradley Strong	2012-15	18
12. Aaron Attaway	2011-14	8
Todd Roper	2001-04	8
Matt Stillwell	1995-98	8
Mike Tidick	1990-94	8
Matt Raleigh	1989-92	8
Kevin Bellomo	1988-91	8
Jim Reinicker	1978-82	8
Willie Carpenter	1977-80	8

MOST HOME RUNS IN A CAREER

NAME	YEARS	NO.
1. Matt Raleigh	1989-92	68
20. Jared Greenwood	2004-05	29
Steve Harris	1988-89	29
22. Keith LeClair	1985-88	28
23. Matt Johns	2008-11	27
Phillip Grundy	1992-93	27
Charlie Fonville	1981-84	27
-- BRYSON BOWMAN	2016-	19
-- MATT SMITH	2014-	15
-- DANNY BERMUDEZ	2013-	15
-- KRAMER FERRELL	2015-	12

RUNS BATTED IN FOR A CAREER

NAME	YEARS	NO.
1. Chris Moore	1996-99	254
21. Matt Johns	2008-11	146
Keith LeClair	1985-88	146
23. Jonathan Greene	2005-07	145
Mark Poarch	1987-90	145
-- DANNY BERMUDEZ	2013-	100
-- KRAMER FERRELL	2015-	95
-- MATT SMITH	2014-	92

TOTAL BASES IN A CAREER

NAME	YEARS	NO.
1. Matt Raleigh	1989-92	580
20. Martin Barrow	1995-98	377
21. Aaron Attaway	2011-14	370
22. Nick Liles	2007-09	366
23. Jacob Hoyle	2012-15	360
24. Freddie Hailey	1984-87	354
-- DANNY BERMUDEZ	2013-	260
-- MATT SMITH	2014-	229

BASE ON BALLS IN A CAREER

NAME	YEARS	NO.
1. Matt Raleigh	1989-92	182
2. Grant Brittain	1987-90	150
3. Blake Murphy	2004-08	146
4. Freddie Hailey	1984-87	142
5. Clint Fairrey	1986-89	135
6. Alan Beck	2000-03	132
Rod Goldston	2000-03	132
8. Todd Buchanan	2000-03	130
9. Alex Tolbert	1994-97	124
10. Mel Kinsey	1980-83	120
11. Ross Heffley	2009-12	119
12. Chris Moore	1996-99	117
13. Mike Carson	1984-87	108
14. Skip Nelloms	1985-88	107
John Pust	1982-85	107
16. Wayne Tolleson	1975-78	102
17. Brian Tebo	1983-86	100
-- DANNY BERMUDEZ	2013-	81
-- MATT SMITH	2014-	81

HIT BY PITCHES IN A CAREER

NAME	YEARS	NO.
1. Barrett Shaft	2005-08	44
2. Jonathan Greene	2005-07	41
3. DANNY BERMUDEZ	2013-	40
Cameron Dullnig	2010-11	40
5. Tyler White	2010-13	38
6. Tim Hallam	2005-06	36
Brian Sigmon	2001-04	35
8. Blake Murphy	2004-08	34
9. Luke Gragg	2011-14	33
J.P. Burwell	1994-97	33
11. Adam Martin	2011-14	32
Chris Davis	2002-05	32
13. Steven Strausbaugh	2005-07	29
14. KRAMER FERRELL	2014-	28
Alan Beck	2000-03	28
Scott Lyman	1990-93	28
17. Dykota Spiess	2011-14	27
18. Austin Schultz	2010-11	23
Mike Tidick	1990-94	23
19. Bradley Strong	2012-15	21
Chris Moore	1996-99	21
Rod Goldston	2000-03	19
Denver Edick	2003-04	19

STRIKE OUTS IN A CAREER

NAME	YEARS	NO.
1. Matt Raleigh	1989-92	201
10. Cody Jones	2011-14	150
11. Matt Stillwell	1995-98	149
12. DANNY BERMUDEZ	2013-	145
13. Mike Tidick	1990-94	140
14. Matt Johns	2008-11	137
15. Joey Cox	1989-92	136
16. Todd Buchanan	2000-03	133
24. Brent Greer	2007-09	120
Grant Brittain	1987-90	120
26. Chris Moore	1996-99	118
-- MATT SMITH	2014-	92

SACRIFICE FLIES IN A CAREER

Sac Flies & Sac Hits were one stat until 1991

NAME	YEARS	NO.
1. Jacob Hoyle	2012-15	18
16. Jonathan Greene	2005-07	10
Jeff Sziksai	1996-98	10
Marc Striker	1991-94	10
19. DANNY BERMUDEZ	2013-	9
Trevor Collias	2009-10	9
Donovan Minero	2001-02	9
Martin Barrow	1995-98	9
Jody Henson	1992-95	9
Scott Lyman	1990-93	9
-- J.D. LONG	2013-	8

SACRIFICE HITS IN A CAREER

Sac Flies & Sac Hits were one stat until 1991

NAME	YEARS	NO.
1. Todd Roper	2001-04	28
12. Robbie Gordon	1985-88	17
13. Dylan de Graaf	2007-10	16
Brent Greer	2007-09	16
Rodney Tesh	1988-91	16
Matt Thrasher	1980-82	16
-- NOBU SUZUKI	2016-	13
-- J.D. LONG	2013-	11
-- BRETT POPE	2015-	11

STOLEN BASES IN A CAREER

Name	Years	No.
1. Wayne Tolleson	1975-78	84
10. Nick Liles	2007-09	51
Jody Henson	1992-95	51
12. Matt Raleigh	1989-92	47
Gary Fishel	1972-75	47
14. GARRETT BROWN	2012-	45
15. Willie Carpenter	1977-80	43
16. Aaron Attaway	2011-14	41
Blake Murphy	2004-08	41
18. Freddie Hailey	1984-87	40
Charles Thomas	1998-2000	38

CAREER STOLEN BASE ATTEMPTS

Name	Years	No.
1. Wayne Tolleson	1975-78	101
10. Jody Henson	1992-95	63
11. Nick Liles	2007-09	61
12. GARRETT BROWN	2012-	55
13. Charles Thomas	1998-2000	52
14. Aaron Attaway	2011-14	51
Matt Raleigh	1989-92	51
Blake Murphy	2004-08	50
Todd Roper	2001-04	50
Billy Boyd	1978-80	50

PUTOUTS IN A CAREER

Name	Years	No.
1. Todd Buchanan	2000-03	1,691
2. Alex Tolbert	1994-97	1,465
3. Tyler White	2010-13	1,438
4. Marc Striker	1991-94	1,353
5. DANNY BERMUDEZ	2013-	1,230
6. Adam Martin	2011-14	1,082
7. Danny Bermudez	2013-	1,079
8. J.P. Burwell	1994-97	1,034
9. Trey McDaniel	2005-06	1,026
10. Roy Hurst	1992-94	1,014

MOST ASSISTS IN A CAREER

Name	Years	No.
1. Todd Roper	2001-04	667
20. Dale Fox	1972-75	317
21. Jeff Sziksai	1996-98	307
-- J.D. LONG	2013-	260

ERRORS COMMITTED IN A CAREER

Name	Years	No.
1. Matt Raleigh	1989-92	88
8. Jim Eldredge	1984-86	54
9. J.D. LONG	2013-	53
10. Chet Greeson	1979-82	51
11. Chris Davis	2002-05	49
12. Andy Dunn	1988-91	48

MOST WINS IN A CAREER

NAME	YEARS	NO.
1. Mark DiFelice	1995-98	34
9. Tyler Sexton	2006-08	20
Brian Bain	1995-98	20
Ken Hare	1980; 82-84	20
12. BRYAN SAMMONS	2014-	19
Jeremy Null	2012-14	19
Brandon Johnson	2008-11	19
Chris Masters	2007-09	19
Paul Menhart	1988-90	19
Rick Adair	1977-79	19
18. Ryan Basner	2000-03	18

LOSSES IN A CAREER

NAME	YEARS	NO.
1. Jordan Smith	2011-14	20
12. Tyler Sexton	2006-08	13
Jared Burton	2000-02	13
Mark DiFelice	1995-98	13
Dale Pilgrim	1993-96	13
Randy Sims	1979-82	13
-- BRENDAN NAIL	2015-	9

APPEARANCES IN A CAREER

NAME	YEARS	NO.
1. Ryan Foster	2000-03	121
2. Tyler Powell	2012-15	97
Brandon Johnson	2008-11	97
4. Joe Camac	2000-03	93
5. COLTON DAVIS	2013-	88
6. Preston Hatcher	2010-13	87
Brian Barnes	2002-05	87
8. Mike Manning	1991-94	86
9. Brian McCullen	2004-06	83
10. Greg Holland	2005-07	82
Ryan Basner	2000-03	82
12. Dale Pilgrim	1993-96	81
13. JONATHAN WASZAK	2013-	79
20. Andrew Chilcoat	2010-11	68
Clark Maxwell	1994-97	68
21. Gary Shamp	1984-87	67
22. Mark DiFelice	1995-98	66
Jeff Stevens	1986-89	66
-- BRYAN SAMMONS	2014-	54

GAMES STARTED IN A CAREER

NAME	YEARS	NO.
1. Jordan Smith	2011-14	59
9. Brad Josey	2002-04	42
Chris Davidson	1996-98	42
11. BRYAN SAMMONS	2014-	41
Brian Bain	1995-98	41
13. Jared Burton	2000-02	40
Jason Beverlin	1992-94	40

COMPLETE GAMES IN A CAREER

NAME	YEARS	NO.
1. Phillip Grundy	1991-93	21
Rick Adair	1977-79	21
13. Brian Bain	1995-98	7
Gary Shamp	1984-87	7
Keith Smith	1984-86	7
Greg Moore	1980-83	7
-- BRYAN SAMMONS	2014-	1

SHUTOUTS IN A CAREER

Stat only kept since 1979

NAME	YEARS	NO.
1. Jack Kimel	1989-92	4
9. BRYAN SAMMONS	2014-	1
12 Players Tied		

MOST SAVES IN A CAREER

NAME	YEARS	NO.
1. Preston Hatcher	2010-13	24
12. Dale Pilgrim	1993-96	8
Doug Uzdilla	1987-90	8
14. Mike Thomas	1989-91	7
Jackie Slaughter	1984-87	7
Doug Mitchell	1980-82	7
-- B.J. NOBLES	2014-	4

CAREER INNINGS PITCHED

NAME	YEARS	NO.
1. Jordan Smith	2011-14	374.2
15. Tyler Sexton	2006-08	257.2
16. Gary Shamp	1984-87	250.0
17. Scott Gay	1983-85	248.0
-- BRYAN SAMMONS	2014-	224.0

STRIKEOUTS IN A CAREER

NAME	YEARS	NO.
1. Clark Maxwell	1994-97	374
10. Brian Bain	1995-98	232
11. Tyler Sexton	2006-08	217
12. BRYAN SAMMONS	2014-	216
13. Paul Menhart	1988-90	214
17. Chris Davidson	1996-98	199
18. Jerry Reed	1974-77	184
19. Seth Foster	2000-03	181
20. Joe Jack Sellers	1992-95	178
21. COLTON DAVIS	2013-	175
22. Matt Benedict	2008-11	174
23. Stewart Keyes	1986-89	168
24. Dale Pilgrim	1993-96	166
25. Ken Hare	1980; 82-84	165
-- B.J. NOBLES	2014-	119
-- KOREY ANDERSON	2014-	108
-- BRENDAN NAIL	2015-	101

#32 BRYAN SAMMONS • JUNIOR • LHP • WILMINGTON, N.C.**CAREER YEARLY GAME-BY-GAME:**

2016	GS	W-L	IP	H	R	ER	BB	K	2B	3B	HR
vs. Rich	*	0-0	7.0	6	1	1	1	6	0	0	1
ULM	*	1-0	5.2	8	6	5	3	2	0	0	2
at GaTech	*	1-1	5.0	11	10	9	3	2	2	1	2
at Indiana	*	2-1	8.0	6	1	1	1	9	3	0	0
at K-State	*	3-1	7.0	2	0	0	3	7	0	0	0
ETSU	*	3-1	5.0	13	11	11	3	3	3	1	2
CLEMSON	*	3-1	2.0	0	0	0	0	3	0	0	0
at WOF	*	4-1	6.0	9	1	1	5	9	0	1	1
at VMI	*	5-1	6.0	4	3	2	6	4	0	0	1
SAM	*	5-2	6.2	11	8	8	2	4	0	1	3
at CIT	*	6-2	9.0	3	0	0	4	8	1	0	0
MERCER	*	6-2	6.0	7	3	3	6	5	2	0	1
at Furman	*	6-3	5.2	7	7	7	6	5	2	0	2
UNCG	*	7-3	5.0	6	5	4	5	6	0	1	1
at KentSt	*	7-3	5.0	5	1	0	2	4	0	0	0
vs. WOF	*	7-3	2.0	7	6	6	0	4	1	1	0
vs. MER	*	8-3	7.0	8	2	2	5	7	0	0	0
TOTALS	17	8-3	98.0	113	65	60	55	88	14	6	16

2015	GS	W-L	IP	H	R	ER	BB	K	2B	3B	HR
PURDUE	*	1-0	5.1	7	5	1	2	3	2	0	0
at UNCW	*	1-1	5.1	9	6	3	1	3	1	0	0
VALPO	*	1-2	1.0	2	2	2	0	1	2	0	0
HOLY	*	1-2	6.0	7	4	2	5	6	1	0	1
vs. PennSt	*	2-2	6.0	3	1	1	2	5	2	0	0
at UNCG	*	2-3	4.0	4	5	5	7	6	1	0	0
CLEMSON	*	2-3	0.2	4	5	5	1	1	0	1	0
CITADEL	*	2-3	6.0	8	5	4	2	4	2	0	1
WOFFORD	*	2-3	4.0	7	3	0	4	2	1	0	1
at Mercer	*	3-3	6.0	4	0	0	7	5	1	0	0
FURMAN	*	3-3	5.2	6	3	3	4	3	1	0	1
at ETSU	*	3-3	7.0	4	3	3	3	8	1	1	1
UNCA	*	3-4	2.0	6	7	4	2	4	1	1	2
at Samford	*	4-4	6.0	5	4	4	5	7	0	1	1
VMI	*	4-5	5.0	6	7	5	3	3	1	0	0
vs. SAM	*	4-5	5.0	1	5	5	8	10	0	0	0
TOTALS	14	4-5	75.0	83	65	47	56	71	17	4	8

2014	GS	W-L	IP	H	R	ER	BB	K	2B	3B	HR
at MissSt	sv	0-0	0.2	0	0	0	1	0	0	0	0
at MissSt		0-0	0.2	1	1	1	3	0	0	0	0
WINTRP		1-0	3.0	1	0	0	0	3	0	0	0
LA SALLE		1-0	0.0	3	3	1	0	0	0	0	0
LA SALLE		2-0	0.2	0	0	0	0	1	0	0	0
CLEMSON	*	3-0	5.0	6	4	3	4	5	2	0	0
at GaTech	*	3-1	1.0	6	6	6	2	1	2	0	1
RIDER	*	4-1	6.0	2	1	1	4	6	0	0	1
at Elon	*	4-1	1.0	1	2	2	4	0	1	0	0
UNCA	*	5-1	7.2	5	1	1	3	7	1	0	0
at UNCG	sv	5-1	0.2	0	0	0	0	0	0	0	0
PRESBY	*	6-1	6.0	5	0	0	2	3	0	0	0
FURMAN		6-1	0.2	0	0	0	1	1	0	0	0
FURMAN		6-1	4.2	3	0	0	1	7	0	0	0
at Tenn	*	6-2	1.0	3	2	2	2	0	1	0	0
CITADEL		6-2	1.2	1	1	1	2	1	0	0	0
at Samford	*	6-2	4.1	7	3	2	1	5	1	0	0
vs. Wake		6-2	1.1	0	0	0	0	2	0	0	0
APP ST	*	7-2	5.0	8	5	4	3	6	3	0	0
at GaSou.		7-2	3.0	3	2	2	1	2	1	0	0
DAVIDSON	*	7-2	6.0	7	3	3	2	7	1	0	0
TOTALS	10	7-2	60.0	62	34	30	36	57	13	0	2

<<< CAREER RECORD - 19-10 >>>

<<< 10 of his 19 career wins have come at home >>>

<<< 2014 SoCon All-Freshman Team Selection >>>

<<< 2014 Louisville Slugger Freshman All-America >>>

NOTING BRYAN SAMMONS:

- Earned a save in his first career appearance at No. 2 Mississippi State, tossing 0.2 innings out of the bullpen in WCU's 3-2, season-opening victory over the Bulldogs in 2014;

- First career start came against No. 15 Clemson in 2014 in Cullowhee, tossing five innings and limiting the Tigers to four runs - three earned - on six hits with five strikeouts against four walks;

- Has five career victories over Power Five Conference schools: 2014 (Clemson); 2015 (Purdue, Penn State); 2016 (at Indiana, at Kansas State);

- Expected to pitch in the prestigious Cape Cod League in the summer of 2016 with the Yarmouth-Dennis Red Sox.

CAREER BIO INFORMATION:

- 2016 (JUNIOR): WCU's most experienced starting pitcher - 49 career appearances with 36 career starts ... Tossed 7.0 innings in his first start in tournament play against Richmond ... Tossed career-long eight-innings in a start at Indiana, holding the Hoosiers to one run on six hits, striking out a season-best nine - just one shy of his career-high of 10 ... Named SoCon Student-Athlete of the Week after holding Kansas State to two hits in seven innings ... Also struck out a season-best nine at Wofford ... Tossed his first career complete game in a three-hit shutout win over The Citadel, striking out eight - named SoCon Pitcher of the Week for his performance;

- 2015 (SOPHOMORE): Was tabbed preseason All-SoCon second team by College Sports Madness ... Claimed his eighth career victory with the season-opening victory over Purdue.

- 2014 (FRESHMAN): Made 21 appearances on the mound including 10 starts ... Finished with a 7-2 record with all seven of his seasonal victories coming in games played at home ... Tossed 60.0 innings, allowing 34 runs, 30 of which were earned for a 4.50 ERA, adding two saves ... Earned his first career save in his first collegiate appearance, tossing the final two thirds of an inning in WCU's season-opening upset win over No. 2 Mississippi State ... Scored his first career win, striking out three in 3.0 innings out of the bullpen in WCU's home win over Winthrop;



#32 BRYAN SAMMONS

- Scored his third victory of the season in his first career start in WCU's home win over then No. 15 Clemson in Cullowhee ... Pitched around four walks with a career-high five strikeouts, surrendering four runs - only three of which were earned - on six hits in a career-long five innings;

- PRIOR TO WESTERN CAROLINA: Twice earned all-area honors with an honorable mention as a sophomore ... Posted a 16-1 record over his final two seasons as a prep including a 10-0 record with seven complete games as a senior ... Boasted a 1.00 ERA, five shutout wins and 98 strikeouts in 63 innings in his final year as a prep, earning Wilmington StarNews All-Area Player of the Year accolades ... Was a North Carolina Gatorade State Player of the Year candidate.

SAMMONS AMONG SoCon ACTIVE LEADERS:

Wins - 3rd with 19 career wins
 Games Started - 2nd with 41 career starts
 Strikeouts - 2nd with 216 career Ks
 Innings Pitched - 3rd with 233.0 career IP

2016 GAME HIGHS

Innings Pitched:9.0, at The Citadel9.0 at The Citadel (3/12/16)
 Shortest Start:2.0, twice - MR: vs. Wofford (5/25/16)1.0, twice (MR: at Tennessee, 4/16/2014)
 Strikeouts:9, twice (MR: at Wofford)10, vs. Samford (5/20/2015)
 Walks:6, at VMI8, vs. Samford (5/20/2015)

CAREER HIGHS**SAMMONS' CAREER PITCHING STATISTICS**

YEAR	ERA	W	L	APP	GS	CG	SHO	SV	IP	H	R	ER	BB	SO	2B	3B	HR	BAVG	WP	HBP
2014	4.50	7	2	21	10	0	0/2	2	60.0	62	34	30	36	57	13	0	2	.270	7	5
2015	5.64	4	5	16	14	0	0/1	0	75.0	83	65	47	56	71	17	4	8	.279	10	9
2016	5.51	8	3	17	17	1	1/0	0	98.0	113	65	60	55	88	14	6	16	.297	5	7
TOTALS	5.29	19	10	54	41	1	1/3	2	233.0	258	164	137	147	216	44	10	26	.284	22	21

#44 BRENDAN NAIL • SOPHOMORE • LHP • GREENSBORO, N.C.

CAREER YEARLY GAME-BY-GAME:

2016	GS	W-L	IP	H	R	ER	BB	K	2B	3B	HR
at UNCW	*	0-1	4.2	5	5	4	4	4	0	0	0
ULM	*	0-2	5.2	8	7	4	1	5	3	0	1
at GaTech	*	0-2	7.0	4	2	2	3	4	2	0	0
at Indiana	*	0-3	6.1	6	3	3	1	5	2	0	1
at K-State	*	0-3	4.2	6	4	4	4	2	1	0	0
ETSU	*	0-4	5.0	8	7	7	4	4	2	0	0
at WOF	*	1-4	7.0	4	1	1	3	7	0	0	0
at VMI	*	1-4	4.2	1	1	0	7	3	0	0	0
at Clemson	*	1-4	1.0	0	0	0	1	2	0	0	0
SAM	*	2-4	5.0	4	3	3	4	4	1	0	1
at CIT	*	2-5	5.1	4	2	2	2	4	1	0	0
MERCER	*	2-5	1.1	2	1	1	1	0	1	0	0
MERCER	*	2-6	3.1	5	4	2	2	3	0	0	1
at Furman	*	2-6	7.0	8	5	5	3	3	1	0	2
UNCG	*	3-6	6.0	10	6	6	2	4	4	0	1
at KentSt		3-6	3.0	4	2	2	1	2	1	1	0
vs. SAM	*	4-6	5.0	3	4	2	4	6	1	0	0
TOTALS	16	4-6	82.0	82	57	48	47	62	20	1	7

2015	GS	W-L	IP	H	R	ER	BB	K	2B	3B	HR
PURDUE	*	0-0	3.0	6	4	4	2	2	2	0	1
vs. MASON	*	0-0	4.2	7	3	3	2	3	1	0	1
VALPO		0-0	0.2	1	2	2	1	2	1	0	0
HLY CRSS	*	1-0	7.0	5	1	1	2	2	1	0	0
at Liberty	*	1-1	5.0	5	4	3	3	3	1	1	0
at UNCG	*	1-2	2.2	5	5	5	3	2	2	0	1
CITADEL		1-2	1.0	0	0	0	1	2	0	0	0
CITADEL		1-2	0.0	1	1	1	1	0	0	0	1
WOFFORD		2-2	2.2	2	0	0	2	1	0	0	0
at Mercer		2-2	2.0	2	2	0	1	1	0	0	0
at Clemson	*	2-3	3.0	6	7	6	4	1	1	0	0
FURMAN		2-3	0.1	0	0	0	0	0	0	0	0
APP ST		2-3	1.2	6	5	5	3	3	1	0	0
at ETSU		2-3	1.0	1	1	1	1	2	1	0	0
at UNCA		2-3	4.1	2	0	0	5	3	0	0	0
at SAM		2-3	1.1	2	1	0	5	1	1	0	0
VMI		3-3	2.0	1	0	0	1	4	0	0	0
vs. SAM		3-3	3.2	4	2	2	1	7	0	1	0
TOTALS	6	3-3	46.0	56	38	33	38	39	12	2	4

• NOTES: Has recorded at least two strikeouts in all but one appearance this season, recording a career-high 62 Ks entering the Clemson Regional;

• 2016 (SOPHOMORE): This season, has 17 appearances, 16 coming in a starting role ... Made his only relief appearance with three innings out of the bullpen at Kent State ... Matched a career-long with 7.0 innings pitched at No. 13 Georgia Tech and again at Wofford – it was the third, 7-inning outing of his career ... Has struck out at least two batters in each start this spring, matching a career-high with seven Ks in his first victory of the season at Wofford ... Has recorded four-or-more strikeouts in a game eight times this season ... Was again solid at Indiana until a two-run home run chased him from the game and led IU to the series-opening victory ... Following the ETSU appearance, was wearing a walking boot on his right foot due to a strain on the top half of his foot ... Made two starts against Mercer after being struck on the foot on a line drive ground ball in Friday's start, exiting in the second inning ... Battled for the Catamounts in the SoCon tournament – after a tough start, gutted out an inspiring five-inning appearance that ignited the team in the 14-4 victory ... Had a strong tournament appearance vs. Samford for a second-straight season – has a combined 13 Ks vs. the Bulldogs in his first two SoCon tourney appearances;

• 2015 (FRESHMAN): Made 18 appearances including 12 out of the bullpen and six starts, beginning his rookie season as a weekend starter ... His last seven appearances on the year came in relief ... Finished with a 3-3 overall record with a 6.46 ERA, tossing 46.0 innings ... Struck out 39 against 38 walks ... Recorded a strikeout in all but two of his 18 appearances – and at least one K in each of his six starts ... Made his collegiate debut with a weekend start on opening-weekend against Purdue, tossing three innings with two strikeouts and two walks ... Struck out a career-high seven in 3.2 relief innings in the SoCon tournament against Samford;

• SUMMER LEAGUE: Pitched for the SLO Blues of the California Collegiate League ... Named player of the game following a nine strikeout appearance ... Pitched in eight games with six starts, posting a 1-2 record ... Tossed 27.2 innings with a 2.60 ERA, allowing just eight earned runs ... Struck out 26 batters against just 13 walks.



#44 BRENDAN NAIL

• PRIOR TO WESTERN CAROLINA: Was a two-time All-Met-4-A Conference selection and twice dubbed team MVP in his final two years as a prep ... Earned all-tournament team honors as a sophomore ... Recorded a combined 135 strikeouts on the mound over his last two seasons ... At the plate, batted .315-or-better each season including a career-best .427 as a junior.

• PERSONAL: Full name is Brendan Kennedy Nail ... Is the son of Keith and Lindsey Nail ... His father played collegiately at Appalachian State (1985-88) ... Has an older sibling, Logan.

2016 GAME HIGHS

CAREER HIGHS

Innings Pitched: 7.0, three times (MR: at Furman) 7.0, four times (MR: at Furman, 2016)

Shortest Start: 1.0, at Clemson 1.0, at Clemson (2016)

Strikeouts: 7, at Wofford 7, twice (MR: at Wofford, 2016)

Walks: 7, (at VMI) 7, at VMI (4/8/2016)

NAIL'S CAREER PITCHING STATISTICS

YEAR	ERA	W	L	APP	GS	CG	SHO	SV	IP	H	R	ER	BB	SO	2B	3B	HR	BAVG	WP	HBP
2015	6.46	3	3	18	6	0	0/0	0	46.0	56	38	33	38	39	12	2	4	.315	9	8
2016	5.27	4	6	17	16	0	0/0	0	82.0	82	57	48	47	62	20	1	7	.261	4	13
TOTALS	5.70	7	9	35	22	0	0/0	0	128.0	138	95	81	85	101	32	3	11	.280	13	21

#22 KOREY ANDERSON • JUNIOR • RHP • GRAYSON, GA.

CAREER YEARLY GAME-BY-GAME:

2016	GS	W-L	IP	H	R	ER	BB	K	2B	3B	HR
at UNCW		0-0	0.1	4	6	2	0	0	0	1	1
ULM	*	0-1	3.2	8	8	8	3	4	3	0	2
at GaTech		0-1	3.0	4	0	0	1	0	1	0	0
at Indiana		0-1	1.2	0	0	0	2	2	0	0	0
GAWB	*	0-1	0.2	5	4	3	0	0	0	0	0
at Clemson		0-1	3.2	4	3	3	3	6	2	0	1
SAM	*	0-1	2.1	4	4	3	2	2	2	0	0
VATECH		0-1	1.0	1	0	0	0	1	0	0	0
at CIT	*	0-2	3.0	4	3	3	1	3	1	0	0
MERCER		0-2	3.2	3	5	5	6	4	0	0	2
MERCER		0-2	0.0	0	2	2	2	0	0	0	0
at Furman	*	1-2	7.0	9	4	3	0	7	2	1	0
UNCG	*	1-3	3.0	6	5	5	3	0	0	0	3
vs. WOF		1-3	3.2	5	1	1	1	6	2	0	0
vs. MER		1-3	2.0	0	0	0	0	3	0	0	0
vs. SAM	sv	1-3	3.0	3	0	0	0	4	0	0	0
TOTALS	6	1-3	41.2	60	45	38	24	42	13	2	9

2015	GS	W-L	IP	H	R	ER	BB	K	2B	3B	HR
vs. WAKE		0-0	0.2	0	1	1	2	1	0	0	0
VALPO		0-0	1.0	2	3	2	1	2	0	0	0
HOLY CRS	*	0-1	1.2	4	5	4	2	1	0	0	0
at Presby		0-2	3.2	2	2	0	4	8	0	0	0
at Liberty		0-2	1.1	1	0	0	0	3	1	0	0
KENN ST		1-2	1.0	0	0	0	1	1	0	0	0
at UNCG	*	2-2	7.0	8	5	4	2	1	1	0	3
CITADEL	*	2-2	4.1	8	7	7	2	9	3	0	1
WOF	*	3-2	7.0	10	4	3	3	5	1	0	0
at Mercer	*	3-3	6.2	5	4	2	3	3	0	0	1
FURMAN	*	3-3	5.1	4	3	2	1	2	0	0	0
at ETSU	*	3-3	5.1	8	6	6	2	7	0	1	0
UNCA		3-3	3.0	3	3	3	5	4	0	0	0
at Samford	*	3-4	5.1	15	11	10	3	5	3	0	2
VMI	*	3-4	7.0	6	6	6	6	6	0	0	2
vs. FUR	*	3-5	1.2	6	5	3	0	2	0	0	1
TOTALS	10	3-5	62.0	82	65	53	37	60	9	1	10

2014	GS	W-L	IP	H	R	ER	BB	K	2B	3B	HR
LA SALLE		0-0	0.2	2	2	2	0	0	1	0	0
RIDER		0-0	0.1	1	1	0	0	0	0	0	0
PRESBY		0-0	1.0	0	0	0	1	0	0	0	0
at UNCA		0-0	0.0	0	0	0	1	0	0	0	0
at CLEM		0-0	3.0	4	1	1	0	1	0	0	0
vs. WAKE		0-0	1.0	1	0	0	0	2	0	0	0
APP STATE		1-0	1.1	0	0	0	0	2	0	0	0
KNST		1-0	1.0	2	2	1	0	1	1	0	0
TOTALS	0	1-0	8.1	10	6	4	2	6	2	0	0

<<< 2016 SoCon All-Tournament Team as reliever >>>

NOTING KOREY ANDERSON:

• Was a weekend starter in the 2015 season, moving to the bullpen again to start the 2016 season ... Has made six starts in 16 appearances this year - three coming on the weekend and two midweek;

• Missed roughly a month of the season with an oblique muscle injury around his ribs that only bothered him in his pitching motion ... Returned in a road loss at nationally-ranked Clemson, striking out six in his return;

• Made three relief appearances for 8.2 innings pitched to earn 2016 SoCon All-Tournament team selection ... Finished with 13 strikeouts during the SoCon Tournament.

CAREER BIO INFORMATION:

• 2015 (SOPHOMORE): Made 16 appearances including 10 starts and six out of the bullpen ... Was transitioned from reliever into a starting role, making his first collegiate start in nonconference play in game two of a doubleheader against Holy Cross (March 7), allowing five runs on four hits with a pair of walks and a strikeout in an inning and two thirds ... Ranked second on the team with 62.0 innings pitched collectively, striking out 60 against 37 walks ... 26 of his K's were looking ranking him tied for fifth in the SoCon ... Recorded 60 fly ball outs and 58 ground outs, inducing four double plays ... Tossed a career-long seven innings three times including in winning-effort at UNCG (March 21) and against Wofford (April 5), as well as in a no-decision in game two of a twin bill against VMI (May 15) ... Fanned a career-high nine in the starting role against The Citadel (March 29), pitching just 4.1 innings ... Named to the 2014-15 SoCon Academic Honor Roll; Summer League: Pitched for the San Luis Obispo Blues in the California Collegiate League ... Earned team player of the game accolades once during the summer ... Named a California Collegiate League All-Star, pitching one inning in the all-star game for the North squad ... Posted a 4-2 record with seven of his eight appearances coming as starts ... Finished the summer with a 2.34 ERA, allowing 21 runs with just 11 earned ... Struck out 22 batters against 12 walks ... Of the 38 hits allowed, only nine went for extra bases with just one home run.

• 2014 (FRESHMAN): Made eight appearances, all out of the bullpen ... Finished with a 4.32 ERA and a 1-0 record, tossing 8.1 relief innings ... Of the 10 hits he allowed, two went for extra bases ... Made his collegiate debut against La Salle (March 2), tossing two thirds of an inning ... Recorded his first collegiate strikeout in a career-long,



#22 KOREY ANDERSON

three-inning appearance against nationally-ranked Clemson (April 23) ... Recorded his first career victory in relief in the home sweep of Appalachian State (May 2), striking out two in an inning and a third out of the pen ... Struck out two against Wake Forest (April 30); Summer League: Pitched with the Alexandria (Va.) Aces of the Cal Ripken Collegiate Baseball League ... Appeared in 11 games with three starts, tossing 32.0 innings with one complete game ... Finished with a 3-3 record and a save, tallying a 4.50 ERA ... Struck out 25 batters against 15 walks.

• PRIOR TO WESTERN CAROLINA: Was a three-year, varsity letter winner ... Finished with a 9-4 overall career record on the mound including five saves ... Also hit seven career home runs... Earned first team all-region and all-county accolades as a senior after being a preseason Louisville Slugger All-America Honorable Mention ... Also played football as a prep, helping his high school win the Georgia state championship as a junior with a perfect 15-0 record.

• PERSONAL: Full name is Korey Lee Anderson ... Is the son of Joe and Kathy Anderson ... Has two sisters, Katie and Krista.

2016 GAME HIGHS

Innings Pitched: 7.0, at Furman 7.0 four times (MR: at Furman, 5/8/16)
 Shortest Start: 0.2, GARDNER-WEBB 0.2, GARDNER-WEBB (3/16/16)
 Strikeouts: 6, twice: MR: vs. Wofford 9, THE CITADEL (3/29/15)
 Walks: 6, MERCER 6, twice (MR: MERCER (4/29/16))

CAREER HIGHS

ANDERSON'S CAREER PITCHING STATISTICS

YEAR	ERA	W	L	APP	GS	CG	SHO	SV	IP	H	R	ER	BB	SO	2B	3B	HR	BAVG	WP	HBP
2014	4.32	1	0	8	0	0	0/1	0	8.1	10	6	4	2	6	2	0	0	.294	0	1
2015	7.69	3	5	16	10	0	0/0	0	62.0	82	65	53	37	60	9	1	10	.312	16	7
2016	8.21	1	3	16	6	0	0/0	1	41.2	60	45	38	24	42	13	2	9	.351	5	4
TOTALS	7.63	5	8	40	16	0	0/1	1	112.0	152	116	95	63	108	24	3	19	.325	21	12

#26 TAYLOR DURAND • SENIOR • LHP • OAK RIDGE, TENN.

CAREER YEARLY GAME-BY-GAME:

2016	GS	W-L	IP	H	R	ER	BB	K	2B	3B	HR
vs. STJ	*	0-1	3.1	5	4	3	4	4	0	0	0
ULM		0-1	2.1	1	0	0	2	3	0	0	0
ULM		0-1	0.2	0	1	1	2	1	0	0	0
ETSU		0-1	0.2	1	4	4	4	1	0	0	0
CLEMSON		0-1	0.2	1	5	0	3	2	0	0	0
MERCER		0-1	0.2	1	0	0	0	1	0	0	0
at UGA		0-1	1.0	0	0	0	0	1	0	0	0
UNCG	sv	0-1	3.0	3	2	2	0	4	0	0	2
at KentSt	*	0-2	5.0	2	1	1	1	4	0	1	0
vs. MER	*	0-2	5.0	3	3	3	5	3	0	0	1
TOTALS	3	0-2	22.1	17	20	14	20	24	0	1	3

2015	GS	W-L	IP	H	R	ER	BB	K	2B	3B	HR
PURDUE		0-0	1.0	2	0	0	0	1	0	0	0
PURDUE-2		0-0	2.0	2	2	1	2	4	1	1	0
at UNCW		0-0	2.2	1	0	0	0	3	0	0	0
vs. MASON		0-0	1.1	2	1	1	2	1	1	0	0
VALPO		0-0	2.1	0	0	0	2	2	0	0	0
VALPO		0-0	1.1	0	0	0	0	1	0	0	0
HOLYCRS		0-0	3.1	3	2	2	3	1	0	0	0
at Presby		0-0	0.1	1	0	0	0	0	0	0	0
at Liberty		0-0	1.1	3	2	2	0	2	0	0	0
KENNST		0-0	1.0	1	1	1	1	1	0	0	0
at UNCG		0-0	2.0	4	2	2	2	2	0	0	0
CITADEL		0-0	2.0	2	1	1	1	3	0	0	0
at KennSt	*	0-1	3.0	2	2	0	4	3	0	0	0
WOFFORD		0-1	1.0	4	2	2	1	1	1	0	0
WOFFORD		0-1	0.2	0	0	0	0	0	0	0	0
at Mercer		0-2	0.2	3	3	3	0	0	1	1	0
FURMAN-1		0-2	3.0	1	0	0	0	4	1	0	0
APPSTATE		0-2	1.0	0	1	1	1	1	0	0	0
at ETSU		0-2	0.1	0	0	0	1	0	0	0	0
at ETSU		0-2	1.0	0	1	0	1	1	0	0	0
UNCA		0-2	0.2	1	1	1	2	0	1	0	0
at SAM		0-2	0.1	0	0	0	1	0	0	0	0
vs. SAM		0-3	0.2	0	1	0	2	0	0	0	0
vs. FUR		0-3	0.0	0	0	0	2	0	0	0	0
TOTALS	24	0-3	33.0	32	22	17	28	31	6	2	0

2014	GS	W-L	IP	H	R	ER	BB	K	2B	3B	HR
at MissSt		0-0	0.2	0	0	0	0	2	0	0	0
WINTHROP		0-0	0.0	0	0	0	1	0	0	0	0
LASALLE		0-0	0.0	0	0	0	0	1	0	0	0
RIDER-1		0-0	1.0	2	3	3	2	0	0	0	1
at Winthrop *		0-0	3.0	4	2	2	2	4	0	0	0
at Clemson		0-0	0.0	0	0	0	2	0	0	0	0
APPSTATE		0-0	1.0	2	2	2	1	1	0	0	0
KENNST	*	0-0	3.1	2	1	1	3	3	0	1	0
TOTALS	2	0-0	9.0	10	8	8	12	10	0	1	1

• NOTES: Also saw time on the WCU men's golf roster, playing in four events for nine rounds, shooting a career-low round of 69 in the 2014 Hummingbird Intercollegiate hosted by WCU at the Country Club of Sapphire Valley.

• 2016 (SENIOR): Missed the month of April with a throwing arm injury ... Picked up his first collegiate save for WCU in the Friday victory over UNCG as WCU took 2-of-3 from the then-SoCon leaders ... In his last two starts - at Kent State and in the SoCon Tournament vs. Mercer - pitched 4.1 hitless innings in career-long tying 5.0 inning starts with seven total combined strikeouts;

• 2015 (JUNIOR): Made a team-high 24 appearances for Western Carolina including 23 out of the bullpen with one start ... Tossed 33.0 innings on the season striking out 31 against 28 walks ... Only allowed 22 runs, 17 of which were earned on 32 hits including eight for extra bases ... Limited opponents to a .271 batting average against ... Finished the year 0-3 with a 4.64 ERA ... Made his lone start on the year at Kennesaw State (March 31), striking out three against four walks in three innings in suffering the loss ... Matched his career-long outing with 3.1 innings out of the bullpen against Holy Cross (March 7) ... Tied his career-high with four strikeouts twice -- in two innings of work against Purdue (Feb. 14) and in three innings at home against Furman (4/18/15); Summer League: Spent part of the summer pitching in the New England Baseball League for eventual champion, the Vermont Mountaineers ... Made three appearances mid-summer with two starts, finishing with a 1-0 record and a 0.81 ERA ... Struck out seven against four walks in 11 innings of work.

• 2014 (SOPHOMORE): Made eight appearances on the season including six in relief with two starts ... Tossed 9.0 innings, finishing with an 8.00 ERA ... Struck out 10 against 12 walks ... Surrendered 10 hits, just two for extra bases ... Made his WCU debut against No. 2 Mississippi State (Feb. 15), tossing two thirds of an inning in relief with a pair of strikeouts ... Made his first start for the Catamounts in an extra inning road win at Winthrop (April 15) ... Tossed a career-long 3.1 innings in a home win over Kennesaw State (May 13) ... Named to the 2013-14 Southern Conference Honor Roll. Summer League: Started the summer on a temporary contract with the Falmouth Commodores in the prestigious Cape Cod League ... Made five relief appearances to start the summer ... Tossed six innings with a 1.50 ERA ... Struck out four against four walks, allowing two runs - one of which was earned - on two hits ... Also pitched in three games making three starts for the Aldie (Va.) Senators in the Valley League ... Tossed 17 innings with a 2.64 ERA and 1-1 record ... Recorded 14 strikeouts against 10 walks, allowing just six runs, five of which were earned.



#26 TAYLOR DURAND

• PRIOR TO WESTERN CAROLINA: Transferred to WCU prior to the fall of 2013 from Volunteer State Community College in Gallatin, Tenn. ... Finished 7-1 with a save as a freshman, boasting a 1.95 ERA through 50.1 innings pitched ... Tallied 58 strikeouts against 18 walks in helping his squad to a 30-14 record; Summer League: Pitched for the Wisconsin Rapids Rafter in the Northwoods League during the summer ... Posted a 1-1 record through four appearances, striking out seven with 15 walks in seven innings of work; High School: Was a two-time, all-district and all-region selection ... Over his final two years, posted an 11-2 record on the hill in 116 innings of work ... Boasted a 1.90 ERA as a junior and a 2.10 ERA during his senior campaign.

• PERSONAL: Full name is Taylor Michael Durand ... Is the son of Tony and Laura Durand ... Has two siblings, Bradley and Halee ... His younger brother, Bradley, just completed his freshman season at Western Carolina on a men's golf scholarship.

2016 GAME HIGHS

CAREER HIGHS

Innings Pitched: 5.0, twice: MR: vs. Mercer 5.0, twice - MR: Mercer (5/28/2016)
 Shortest Start: 3.1, vs. St. Johns 3.0, twice (MR: at Kenn. St, 2015)
 Strikeouts: 4, three times (MR: at Kent State) 4, six times (MR: at Kent State, 5/20/2016)
 Walks: 4, three times (MR: vs. Mercer) 4, four times (MR: vs. Mercer, 5/28/2016)

DURAND'S CAREER PITCHING STATISTICS

YEAR	ERA	W	L	APP	GS	CG	SHO	SV	IP	H	R	ER	BB	SO	2B	3B	HR	BAVG	WP	HBP
2014	8.00	0	0	8	2	0	0/1	0	9.0	10	8	8	12	10	0	1	1	.286	3	1
2015	4.64	0	3	24	1	0	0/0	0	33.0	32	22	17	28	31	6	2	0	.271	6	5
2016	5.64	0	2	10	3	0	0/0	1	22.1	17	20	14	20	24	0	1	3	.205	0	1
TOTALS	5.46	0	5	42	6	0	0/1	1	64.1	59	50	39	60	65	6	4	4	.250	9	7



2016 Western Carolina Catamount Baseball
Overall Statistics for Western Carolina (as of May 30, 2016)
(WCU vs. Clemson - 2016 meetings Sorted by Batting avg)



Record: 0-2 Home: 0-1 Away: 0-1 SoCon: 0-0

Player	avg	gp-gs	ab	r	h	2b	3b	hr	rbi	tb	slg%	bb	hp	so	gdp	ob%	sf	sh	sb-att	po	a	e	fld%
17 Matt Smith	.400	2-2	10	2	4	0	0	0	1	4	.400	0	0	2	1	.400	0	0	1-1	14	2	0	1.000
10 Garrett Brown	.333	2-2	9	3	3	0	0	0	1	3	.333	0	0	1	0	.333	0	1	2-2	7	0	0	1.000
12 Bryson Bowman	.333	2-2	6	1	2	1	0	0	3	3	.500	4	0	1	0	.600	0	0	1-1	1	0	0	1.000
15 Caleb Robinson	.286	2-2	7	1	2	0	0	0	1	2	.286	1	0	2	0	.375	0	0	0-0	0	5	2	.714
21 Danny Bermudez	.250	2-2	8	0	2	0	0	0	0	2	.250	1	0	2	0	.333	0	1	0-0	25	2	0	1.000
2 Kramer Ferrell	.250	2-2	8	1	2	0	0	0	1	2	.250	0	1	3	1	.333	0	0	0-0	2	0	0	1.000
6 Nobu Suzuki	.000	2-2	6	1	0	0	0	0	0	0	.000	2	0	0	0	.250	0	1	0-1	3	1	0	1.000

36 Andrew Bullock	.333	1-1	3	0	1	0	0	0	0	1	.333	0	0	0	1	.333	0	0	0-0	0	0	0	.000
3 J.D. Long	.333	2-1	3	1	1	1	0	0	2	2	.667	1	0	2	0	.500	0	0	0-1	1	2	0	1.000
5 Brett Pope	.000	1-1	3	2	0	0	0	0	1	0	.000	2	0	1	0	.400	0	0	1-1	1	1	1	.667
11 Pierce Suttles	.000	2-0	2	2	0	0	0	0	0	0	.000	2	0	1	0	.500	0	0	1-1	0	0	0	.000
8 Spencer Holcomb	.000	1-0	1	0	0	0	0	0	0	0	.000	0	0	0	1	.000	0	0	0-0	0	0	0	.000
26 Taylor Durand	.000	1-1	0	0	0	0	0	0	0	0	.000	0	0	0	0	.000	0	0	0-0	0	0	0	.000
Totals	.258	2	66	14	17	2	0	0	10	19	.288	13	1	15	4	.388	0	3	6-8	56	15	4	.947
Opponents	.260	2	73	17	19	5	0	2	17	30	.411	13	3	26	1	.389	1	2	2-4	57	24	4	.953

LOB - Team (12), Opp (19). DPs turned - Team (3), Opp (5). IBB - Team (0), Opp (1).

(WCU vs. Clemson - 2016 meetings Sorted by Earned run avg)

Player	era	w-l	app	gs	cg	sho	sv	ip	h	r	er	bb	so	2b	3b	hr	b/avg	wp	hp	bk	sfa	sha
32 Bryan Sammons	0.00	0-0	1	1	0	0/0	0	2.0	0	0	0	0	3	0	0	0	.000	0	0	0	0	0
18 B.J. Nobles	0.00	0-0	1	0	0	0/0	0	2.0	0	0	0	0	2	0	0	0	.000	0	1	0	0	0
24 Dylan Biumi	4.50	0-0	2	0	0	0/0	0	4.0	5	3	2	2	5	2	0	0	.313	0	2	1	0	1
22 Korey Anderson	7.36	0-0	1	0	0	0/0	0	3.2	4	3	3	3	6	2	0	1	.286	1	0	0	1	0
39 Dillon Bray	7.71	0-0	1	0	0	0/0	0	2.1	3	2	2	0	3	0	0	1	.333	0	0	0	0	0
16 Colton Davis	13.50	0-1	1	0	0	0/0	0	2.0	3	3	3	3	1	1	0	0	.333	1	0	0	0	1

44 Brendan Nail	0.00	0-0	1	1	0	0/0	0	1.0	0	0	0	1	2	0	0	0	.000	0	0	0	0	0
26 Taylor Durand	0.00	0-0	1	0	0	0/0	0	0.2	1	5	0	3	2	0	0	0	.250	0	0	0	0	0
1 Chad Mabini	0.00	0-0	1	0	0	0/0	0	0.1	1	0	0	0	1	0	0	0	.500	0	0	0	0	0
33 Corey Sikes	13.50	0-1	1	0	0	0/0	0	0.2	2	1	1	1	1	0	0	0	.500	0	0	0	0	0
Totals	5.30	0-2	2	2	0	0/0	0	18.2	19	17	11	13	26	5	0	2	.260	2	3	1	1	2
Opponents	5.21	2-0	2	2	0	0/0	0	19.0	17	14	11	13	15	2	0	0	.258	5	1	0	0	3

PB - Team (0), Opp (1). SBA/ATT - Bermudez (2-4), Biumi (0-1), Sikes (1-1), Bray (1-1), Nobles (0-1).

Catamount Pitching Staff
Individual Game-by-Game for Western Carolina (as of Jun 01, 2016)

#22 Korey Anderson - 5 games (All games)

Date	Opponent	Pos	AB	R	H	RBI	2B	3B	HR	BB	SB	CS	HBP	SAC	SF	GDP	K	PO	A	E	Avg
Apr 12	at Clemson	p	0	0	0	0	0	0	0	0	0	0	0	0	0	0	0	1	0	0	.000
Apr 20	VIRGINIA TECH	p	0	0	0	0	0	0	0	0	0	0	0	0	0	0	0	0	1	0	.000
Apr 24	at The Citadel	*p	0	0	0	0	0	0	0	0	0	0	0	0	0	0	0	1	2	0	.000
Apr 29	MERCER	p	0	0	0	0	0	0	0	0	0	0	0	0	0	0	0	1	2	0	.000
May 08	at Furman	*p	0	0	0	0	0	0	0	0	0	0	0	0	0	0	0	0	1	0	.000
Totals		2gs	0	0	0	0	0	0	0	0	0	0	0	0	0	0	0	3	6	0	.000

On base pct. .000 • Slugging pct. .000

#22 Korey Anderson - 16 appearances (All games)

Date	Opponent	GS	IP	H	R	ER	BB	SO	2B	3B	HR	WP	BK	HBP	IBB	Score	W-L	Sv	ERA	NP
Feb 19	at UNC Wilmington		0.1	4	6	2	0	0	0	1	1	0	0	1	0	2-15	0-0	0	54.00	30
Feb 28	UL-MONROE	*	3.2	8	8	8	3	4	3	0	2	0	0	0	0	10-16	0-1	0	22.50	76
Mar 06	at Georgia Tech		3.0	4	0	0	1	0	1	0	0	0	0	0	0	3-4	0-1	0	12.86	54
Mar 11	at Indiana		1.2	0	0	0	2	2	0	0	0	0	0	0	1	2-3	0-1	0	10.38	24
Mar 16	GARDNER-WEBB	*	0.2	5	4	3	0	0	0	0	0	0	0	0	0	16-14	0-1	0	12.54	22
Apr 12	at Clemson		3.2	4	3	3	3	6	2	0	1	1	0	0	0	6-7	0-1	0	11.08	-
Apr 17	SAMFORD	*	2.1	4	4	3	2	2	2	0	0	1	1	1	0	6-5	0-1	0	11.15	68
Apr 20	VIRGINIA TECH		1.0	1	0	0	0	1	0	0	0	0	0	0	0	14-10	0-1	0	10.47	13
Apr 24	at The Citadel	*	3.0	4	3	3	1	3	1	0	0	0	0	0	0	4-6	0-2	0	10.24	44
Apr 29	MERCER		3.2	3	5	5	6	4	0	0	2	2	0	1	0	9-7	0-2	0	10.57	77
May 01	MERCER		0.0	0	2	2	2	0	0	0	0	0	0	0	0	2-9	0-2	0	11.35	8
May 08	at Furman	*	7.0	9	4	3	0	7	2	1	0	0	1	1	0	10-4	1-2	0	9.60	101
May 15	UNCG	*	3.0	6	5	5	3	0	0	0	3	0	0	0	0	5-8	1-3	0	10.09	55
May 25	vs Wofford		3.2	5	1	1	1	6	2	0	0	0	0	0	0	10-9	1-3	0	9.33	73
May 28	vs Mercer		2.0	0	0	0	0	3	0	0	0	0	0	0	0	8-9	1-3	0	8.84	28
May 28	vs Samford		3.0	3	0	0	0	4	0	0	0	1	0	0	0	7-4	1-3	1	8.21	57
Totals		6	41.2	60	45	38	24	42	13	2	9	5	2	4	1	114-130	1-3	1	8.21	-

#24 Dylan Biuni - 5 games (All games)

Date	Opponent	Pos	AB	R	H	RBI	2B	3B	HR	BB	SB	CS	HBP	SAC	SF	GDP	K	PO	A	E	Avg
Mar 24	EAST TENNESSEE ST	p	0	0	0	0	0	0	0	0	0	0	0	0	0	0	0	0	1	0	.000
Mar 30	CLEMSON	p	0	0	0	0	0	0	0	0	0	0	0	0	0	0	0	0	1	0	.000
Apr 01	at Wofford	p	0	0	0	0	0	0	0	0	0	0	0	0	0	0	0	1	0	0	.000
Apr 12	at Clemson	p	0	0	0	0	0	0	0	0	0	0	0	0	0	0	0	0	1	0	.000
May 28	vs Mercer	p	0	0	0	0	0	0	0	0	0	0	0	0	0	0	0	0	1	0	.000
Totals		0gs	0	0	0	0	0	0	0	0	0	0	0	0	0	0	0	1	3	1	.000

On base pct. .000 • Slugging pct. .000

Catamount Pitching Staff
Individual Game-by-Game for Western Carolina (as of Jun 01, 2016)

#24 Dylan Biumi - 21 appearances (All games)

Date	Opponent	GS	IP	H	R	ER	BB	SO	2B	3B	HR	WP	BK	HBP	IBB	Score	W-L	Sv	ERA	NP
Feb 28	UL-MONROE		0.2	0	0	0	0	2	0	0	0	0	0	0	0	10-16	0-0	0	0.00	12
Mar 02	NIAGARA-2		1.0	1	1	0	2	1	0	0	0	1	0	0	0	10-2	0-0	0	0.00	24
Mar 12	at Indiana-2		0.2	2	1	1	1	1	1	0	0	0	0	0	0	1-9	0-0	0	3.86	21
Mar 22	at North Carolina		0.1	0	0	0	0	0	0	0	0	0	0	0	0	2-10	0-0	0	3.38	4
Mar 24	EAST TENNESSEE ST		1.1	3	1	1	0	2	0	0	1	1	0	0	0	8-14	0-0	0	4.50	25
Mar 26	EAST TENNESSEE ST		2.2	0	0	0	1	2	0	0	0	0	0	0	0	15-9	0-0	0	2.70	23
Mar 30	CLEMSON		2.0	3	2	2	0	2	1	0	0	0	0	2	0	8-10	0-0	0	4.15	37
Apr 01	at Wofford		2.0	1	0	0	1	3	0	0	0	0	0	0	0	9-1	0-0	0	3.38	32
Apr 08	at VMI		1.1	1	0	0	2	1	0	0	0	1	0	0	0	7-1	1-0	0	3.00	23
Apr 12	at Clemson		2.0	2	1	0	2	3	1	0	0	0	1	0	0	6-7	1-0	0	2.57	-
Apr 15	SAMFORD		1.2	3	1	1	1	3	1	0	0	0	0	1	0	10-5	1-0	0	2.87	36
Apr 20	VIRGINIA TECH		3.0	8	4	4	0	5	1	1	0	0	0	0	0	14-10	2-0	0	4.34	56
Apr 27	at Gardner-Webb	*	2.0	3	2	1	3	2	0	0	0	0	0	0	0	0-4	2-1	0	4.35	51
Apr 29	MERCER		2.0	2	1	1	1	0	0	0	1	0	0	1	0	9-7	3-1	0	4.37	29
May 01	MERCER		0.0	1	1	1	0	0	0	0	0	0	0	0	0	2-9	3-1	0	4.76	6
May 06	at Furman		0.1	3	3	3	2	1	0	0	2	0	0	1	0	4-11	3-1	0	5.87	24
May 11	at Georgia		1.0	2	1	1	0	0	1	0	1	0	0	0	0	0-6	3-1	0	6.00	-
May 17	at Cincinnati		2.0	1	0	0	1	3	0	0	0	0	0	0	0	1-3	3-1	0	5.54	32
May 19	at Kent State		0.0	0	1	1	0	0	0	0	0	0	0	1	0	4-5	3-1	0	5.88	7
May 26	vs Samford		4.0	1	0	0	0	4	0	0	0	0	0	0	0	14-4	3-1	1	5.10	49
May 28	vs Mercer		1.2	2	2	0	0	1	0	1	0	0	0	0	0	8-9	3-2	1	4.83	25
Totals		1	31.2	39	22	17	17	36	6	2	5	3	1	6	0	142-152	3-2	1	4.83	-

#39 Dillon Bray - 9 games (All games)

Date	Opponent	Pos	AB	R	H	RBI	2B	3B	HR	BB	SB	CS	HBP	SAC	SF	GDP	K	PO	A	E	Avg
Feb 20	vs Richmond		0	0	0	0	0	0	0	0	0	0	0	0	0	0	0	1	0	0	.000
Mar 02	NIAGARA-1	*p	0	0	0	0	0	0	0	0	0	0	0	0	0	0	0	0	1	0	.000
Mar 08	PRESBYTERIAN	*p	0	0	0	0	0	0	0	0	0	0	0	0	0	0	0	0	1	0	.000
Mar 22	at North Carolina	*p	0	0	0	0	0	0	0	0	0	0	0	0	0	0	0	0	1	1	.000
Apr 12	at Clemson	p	0	0	0	0	0	0	0	0	0	0	0	0	0	0	0	1	0	0	.000
Apr 30	MERCER	p	0	0	0	0	0	0	0	0	0	0	0	0	0	0	0	0	2	0	.000
May 17	at Cincinnati	*p	0	0	0	0	0	0	0	0	0	0	0	0	0	0	0	0	1	0	.000
May 28	vs Samford	*p	0	0	0	0	0	0	0	0	0	0	0	0	0	0	0	0	2	0	.000
May 29	vs Mercer	*dh	0	0	0	0	0	0	0	0	0	0	0	0	0	0	0	0	0	0	.000
Totals		6gs	0	0	0	0	0	0	0	0	0	0	0	0	0	0	0	2	8	1	.000

On base pct. .000 • Slugging pct. .000

#39 Dillon Bray - 14 appearances (All games)

Date	Opponent	GS	IP	H	R	ER	BB	SO	2B	3B	HR	WP	BK	HBP	IBB	Score	W-L	Sv	ERA	NP
Feb 20	vs Richmond		0.2	3	2	2	0	0	0	1	0	1	0	0	0	1-3	0-1	0	27.00	20
Feb 28	UL-MONROE		0.1	2	3	2	0	1	0	0	0	0	0	0	0	10-16	0-1	0	36.00	13
Mar 02	NIAGARA-1	*	5.0	7	4	3	2	5	2	0	0	2	0	1	0	17-4	1-1	0	10.50	93
Mar 08	PRESBYTERIAN	*	2.2	7	5	5	1	3	4	0	0	2	0	0	0	10-9	1-1	0	12.46	59
Mar 16	GARDNER-WEBB		0.1	1	1	1	1	1	0	0	0	0	0	0	0	16-14	1-1	0	13.00	15
Mar 22	at North Carolina	*	4.2	11	8	7	4	3	1	1	1	0	0	2	0	2-10	1-2	0	13.17	98
Apr 10	at VMI-1		2.2	2	1	1	0	6	0	0	1	0	0	0	0	21-7	1-2	0	11.57	44
Apr 12	at Clemson		2.1	3	2	2	0	3	0	0	1	0	0	0	0	6-7	1-2	0	11.09	-
Apr 20	VIRGINIA TECH	*	4.0	8	5	5	3	2	1	0	0	1	0	0	0	14-10	1-2	0	11.12	89
Apr 27	at Gardner-Webb		4.2	5	2	2	1	5	2	0	1	0	0	0	0	0-4	1-2	0	9.88	74
Apr 30	MERCER		1.1	4	5	4	1	1	1	0	0	0	0	0	1	8-9	1-2	0	10.67	31
May 11	at Georgia		2.0	5	3	3	1	4	2	0	0	0	1	0	0	0-6	1-3	0	10.86	-
May 17	at Cincinnati	*	4.0	4	2	2	2	4	1	0	0	0	0	1	0	1-3	1-4	0	10.12	61
May 28	vs Samford	*	5.1	7	3	3	1	6	0	0	3	0	0	0	0	7-4	2-4	0	9.45	107
Totals		6	40.0	69	46	42	17	44	14	2	7	6	1	4	1	113-106	2-4	0	9.45	-

Catamount Pitching Staff
Individual Game-by-Game for Western Carolina (as of Jun 01, 2016)

#16 Colton Davis - 14 games (All games)

Date	Opponent	Pos	AB	R	H	RBI	2B	3B	HR	BB	SB	CS	HBP	SAC	SF	GDP	K	PO	A	E	Avg
Mar 02	NIAGARA-1	p	0	0	0	0	0	0	0	0	0	0	0	0	0	0	0	0	1	0	.000
Mar 12	at Indiana-2	p	0	0	0	0	0	0	0	0	0	0	0	0	0	0	0	1	1	0	.000
Mar 18	at Kansas State	p	0	0	0	0	0	0	0	0	0	0	0	0	0	0	0	1	0	0	.000
Mar 30	CLEMSON	p	0	0	0	0	0	0	0	0	0	0	0	0	0	0	0	0	1	0	.000
Apr 03	at Wofford	p	0	0	0	0	0	0	0	0	0	0	0	0	0	0	0	0	0	1	.000
Apr 08	at VMI	p	0	0	0	0	0	0	0	0	0	0	0	0	0	0	0	0	0	1	.000
Apr 10	at VMI-2	p	0	0	0	0	0	0	0	0	0	0	0	0	0	0	0	0	0	2	.000
Apr 17	SAMFORD	p	0	0	0	0	0	0	0	0	0	0	0	0	0	0	0	0	1	0	.000
Apr 22	at The Citadel	p	0	0	0	0	0	0	0	0	0	0	0	0	0	0	0	0	1	0	.000
Apr 24	at The Citadel	p	0	0	0	0	0	0	0	0	0	0	0	0	0	0	0	0	1	0	.000
May 01	MERCER	p	0	0	0	0	0	0	0	0	0	0	0	0	0	0	0	0	1	0	.000
May 13	UNCG	p	0	0	0	0	0	0	0	0	0	0	0	0	0	0	0	0	0	1	.000
May 15	UNCG	p	0	0	0	0	0	0	0	0	0	0	0	0	0	0	0	1	2	0	.000
May 29	vs Mercer	p	0	0	0	0	0	0	0	0	0	0	0	0	0	0	0	0	1	0	.000
Totals		ogs	0	0	0	0	0	0	0	0	0	0	0	0	0	0	0	3	10	5	.000

On base pct. .000 • Slugging pct. .000

#16 Colton Davis - 29 appearances (All games)

Date	Opponent	GS	IP	H	R	ER	BB	SO	2B	3B	HR	WP	BK	HBP	IBB	Score	W-L	Sv	ERA	NP
Feb 21	vs St. John's		1.0	7	7	7	1	2	1	0	1	1	0	0	0	3-14	0-0	0	63.00	33
Feb 27	UL-MONROE		1.1	1	1	1	0	0	0	0	1	0	0	0	0	15-7	0-0	0	30.86	16
Feb 28	UL-MONROE		0.0	1	0	0	0	0	0	0	0	0	0	0	0	10-16	0-0	0	30.86	5
Mar 02	NIAGARA-1		1.0	1	0	0	0	2	0	0	0	0	0	0	0	17-4	0-0	0	21.60	10
Mar 04	at Georgia Tech		1.0	2	1	1	0	1	0	0	0	2	0	0	0	4-5	0-0	0	18.69	16
Mar 08	PRESBYTERIAN		1.2	0	0	0	0	3	0	0	0	1	0	0	0	10-9	1-0	0	13.50	22
Mar 12	at Indiana-2		1.2	3	4	4	2	1	1	0	0	0	0	1	0	1-9	1-0	0	15.26	37
Mar 16	GARDNER-WEBB		2.1	2	0	0	1	5	0	0	0	0	0	0	0	16-14	1-0	0	11.70	45
Mar 18	at Kansas State		4.1	2	1	1	1	7	0	0	0	0	0	0	0	7-5	2-0	0	8.79	68
Mar 25	EAST TENNESSEE ST		4.0	0	0	0	3	6	0	0	0	0	0	0	0	12-11	3-0	0	6.87	64
Mar 30	CLEMSON		2.0	3	3	3	3	1	1	0	0	1	0	0	0	8-10	3-1	0	7.52	54
Apr 03	at Wofford		4.1	3	0	0	3	5	1	0	0	1	0	0	0	12-3	4-1	0	6.20	88
Apr 08	at VMI		2.0	1	0	0	2	4	1	0	0	0	0	0	0	7-1	4-1	0	5.74	39
Apr 10	at VMI-2		3.1	4	4	1	1	6	0	0	1	1	0	0	0	14-11	5-1	0	5.40	59
Apr 15	SAMFORD		2.0	1	1	1	0	6	0	0	1	0	0	0	0	10-5	5-1	0	5.34	32
Apr 17	SAMFORD		4.2	3	1	1	2	5	1	0	0	0	0	0	0	6-5	5-1	0	4.91	66
Apr 22	at The Citadel		2.2	2	0	0	0	5	0	0	0	0	0	0	0	1-2	5-1	0	4.58	43
Apr 24	at The Citadel		3.0	5	3	3	2	4	3	0	0	0	0	0	0	4-6	5-1	0	4.89	61
Apr 30	MERCER		1.0	0	0	0	1	1	0	0	0	0	0	0	0	8-9	5-1	0	4.78	20
May 01	MERCER		3.2	4	1	1	3	4	2	0	0	1	0	0	1	2-9	5-1	0	4.60	70
May 07	at Furman		1.1	4	4	4	3	2	1	0	0	0	0	0	1	8-9	5-2	0	5.21	37
May 11	at Georgia	*	1.0	0	0	0	0	1	0	0	0	0	0	0	0	0-6	5-2	0	5.11	-
May 13	UNCG		4.0	4	0	0	0	2	0	0	0	0	0	1	0	8-5	5-2	1	4.72	44
May 15	UNCG		4.0	2	1	1	3	3	0	0	0	1	0	1	0	5-8	5-2	1	4.55	56
May 19	at Kent State		2.0	2	2	1	1	4	1	0	0	1	0	1	0	4-5	5-3	1	4.55	34
May 25	vs Wofford		3.1	5	2	2	2	4	1	1	0	1	0	0	0	10-9	6-3	1	4.60	63
May 28	vs Mercer		0.0	1	3	3	2	0	0	0	1	0	0	0	0	8-9	6-3	1	5.03	12
May 29	vs Mercer		2.0	0	0	0	1	2	0	0	0	0	0	0	0	4-2	6-3	2	4.87	20
May 29	vs Mercer-2		0.1	1	0	0	0	1	0	0	0	0	0	0	0	3-2	7-3	2	4.85	8
Totals		1	65.0	64	39	35	37	87	14	1	5	11	0	4	2	217-210	7-3	2	4.85	-

#26 Taylor Durand - 7 games (All games)

Date	Opponent	Pos	AB	R	H	RBI	2B	3B	HR	BB	SB	CS	HBP	SAC	SF	GDP	K	PO	A	E	Avg
Feb 21	vs St. John's	*p	0	0	0	0	0	0	0	0	0	0	0	0	0	0	0	1	0	0	.000
Feb 28	UL-MONROE	p	0	0	0	0	0	0	0	0	0	0	0	0	0	0	0	0	1	0	.000
Apr 12	at Clemson	*dh	0	0	0	0	0	0	0	0	0	0	0	0	0	0	0	0	0	0	.000
Apr 23	at The Citadel	*dh	0	0	0	0	0	0	0	0	0	0	0	0	0	0	0	0	0	0	.000
Apr 24	at The Citadel	*dh	0	0	0	0	0	0	0	0	0	0	0	0	0	0	0	0	0	0	.000
May 20	at Kent State	*p	0	0	0	0	0	0	0	0	0	0	0	0	0	0	0	0	1	0	.000
May 28	vs Samford	*dh	0	0	0	0	0	0	0	0	0	0	0	0	0	0	0	0	0	0	.000
Totals		6gs	0	0	0	0	0	0	0	0	0	0	0	0	0	0	0	1	2	0	.000

On base pct. .000 • Slugging pct. .000

Catamount Pitching Staff
Individual Game-by-Game for Western Carolina (as of Jun 01, 2016)

#26 Taylor Durand - 10 appearances (All games)

Date	Opponent	GS	IP	H	R	ER	BB	SO	2B	3B	HR	WP	BK	HBP	IBB	Score	W-L	Sv	ERA	NP
Feb 21	vs St. John's	*	3.1	5	4	3	4	4	0	0	0	0	0	1	0	3-14	0-1	0	8.10	86
Feb 26	UL-MONROE		2.1	1	0	0	2	3	0	0	0	0	0	0	0	6-11	0-1	0	4.76	44
Feb 28	UL-MONROE		0.2	0	1	1	2	1	0	0	0	0	0	0	0	10-16	0-1	0	5.68	18
Mar 24	EAST TENNESSEE ST		0.2	1	4	4	4	1	0	0	0	0	1	0	0	8-14	0-1	0	10.29	30
Mar 30	CLEMSON		0.2	1	5	0	3	2	0	0	0	0	0	0	0	8-10	0-1	0	9.39	35
May 01	MERCER		0.2	1	0	0	0	1	0	0	0	0	0	0	0	2-9	0-1	0	8.64	7
May 11	at Georgia		1.0	0	0	0	0	1	0	0	0	0	0	0	0	0-6	0-1	0	7.71	-
May 14	UNCG		3.0	3	2	2	0	4	0	0	2	0	0	0	0	19-8	0-1	1	7.30	48
May 20	at Kent State	*	5.0	2	1	1	1	4	0	1	0	0	0	0	0	1-3	0-2	1	5.71	71
May 28	vs Mercer	*	5.0	3	3	3	4	3	0	0	1	0	0	0	0	8-9	0-2	1	5.64	91
Totals		3	22.1	17	20	14	20	24	0	1	3	0	1	1	0	65-100	0-2	1	5.64	-

#1 Chad Mabini - 4 games (All games)

Date	Opponent	Pos	AB	R	H	RBI	2B	3B	HR	BB	SB	CS	HBP	SAC	SF	GDP	K	PO	A	E	Avg
Feb 21	vs St. John's	p	0	0	0	0	0	0	0	0	0	0	0	0	0	0	0	1	0	0	.000
Mar 11	at Indiana	3b	0	0	0	0	0	0	0	0	0	0	0	0	0	0	0	0	1	0	.000
Mar 22	at North Carolina	ph	1	0	0	0	0	0	0	0	0	0	0	0	0	0	1	0	0	0	.000
May 28	vs Samford	p	0	0	0	0	0	0	0	0	0	0	0	0	0	0	0	1	0	0	.000
Totals		Ogs	1	0	0	0	0	0	0	0	0	0	0	0	0	0	1	2	1	0	.000

On base pct. .000 • Slugging pct. .000

#1 Chad Mabini - 16 appearances (All games)

Date	Opponent	GS	IP	H	R	ER	BB	SO	2B	3B	HR	WP	BK	HBP	IBB	Score	W-L	Sv	ERA	NP
Feb 21	vs St. John's		2.2	1	1	1	0	2	0	1	0	0	0	0	0	3-14	0-0	0	3.38	30
Feb 26	UL-MONROE		1.0	2	4	4	2	0	1	0	1	1	0	0	0	6-11	0-0	0	12.27	29
Mar 02	NIAGARA-2		1.1	1	0	0	0	3	0	0	0	0	0	0	0	10-2	0-0	0	9.00	22
Mar 05	at Georgia Tech		1.0	1	1	1	0	1	0	1	0	0	0	0	0	3-14	0-0	0	9.00	10
Mar 08	PRESBYTERIAN		3.0	4	3	3	2	1	0	0	0	0	0	0	0	10-9	0-0	0	9.00	56
Mar 12	at Indiana-2		0.1	0	0	0	0	1	0	0	0	0	0	0	0	1-9	0-0	0	8.68	4
Mar 16	GARDNER-WEBB		1.1	4	3	3	0	2	1	0	2	0	0	0	0	16-14	0-0	0	10.12	37
Mar 20	at Kansas State		1.0	3	2	0	1	0	0	0	0	0	0	0	0	10-2	0-0	0	9.26	27
Mar 26	EAST TENNESSEE ST		0.0	1	0	0	0	0	0	0	0	0	0	1	0	15-9	0-0	0	9.26	3
Mar 30	CLEMSON		0.1	1	0	0	0	1	0	0	0	0	0	0	0	8-10	0-0	0	9.00	10
Apr 16	SAMFORD		1.1	3	1	1	1	1	2	0	0	2	0	0	0	7-13	0-0	0	8.78	30
Apr 19	UNC ASHEVILLE	*	5.0	5	7	7	5	5	0	0	2	0	0	1	0	0-8	0-1	0	9.82	105
Apr 27	at Gardner-Webb		0.1	0	0	0	0	0	0	0	0	0	0	0	0	0-4	0-1	0	9.64	3
May 01	MERCER		1.0	1	0	0	1	1	1	0	0	0	0	0	0	2-9	0-1	0	9.15	13
May 11	at Georgia		0.2	2	2	2	0	0	0	0	0	0	0	0	0	0-6	0-1	0	9.74	-
May 28	vs Samford		0.2	1	1	1	0	0	0	0	0	0	0	0	0	7-4	0-1	0	9.86	13
Totals		1	21.0	30	25	23	12	18	5	2	5	3	0	2	0	98-138	0-1	0	9.86	-

#34 Jake Moebius - 2 games (All games)

Date	Opponent	Pos	AB	R	H	RBI	2B	3B	HR	BB	SB	CS	HBP	SAC	SF	GDP	K	PO	A	E	Avg
Mar 02	NIAGARA-1	p	0	0	0	0	0	0	0	0	0	0	0	0	0	0	0	0	1	0	.000
Mar 22	at North Carolina	p	0	0	0	0	0	0	0	0	0	0	0	0	0	0	0	0	2	0	.000
Totals		Ogs	0	0	0	0	0	0	0	0	0	0	0	0	0	0	0	0	3	0	.000

On base pct. .000 • Slugging pct. .000

Catamount Pitching Staff
Individual Game-by-Game for Western Carolina (as of Jun 01, 2016)

#34 Jake Moebius - 9 appearances (All games)

Date	Opponent	GS	IP	H	R	ER	BB	SO	2B	3B	HR	WP	BK	HBP	IBB	Score	W-L	Sv	ERA	NP
Feb 19	at UNC Wilmington		0.1	3	4	1	0	0	2	0	0	0	0	0	0	2-15	0-0	0	27.00	22
Mar 02	NIAGARA-1		1.0	0	0	0	0	1	0	0	0	0	0	0	0	17-4	0-0	0	6.75	12
Mar 05	at Georgia Tech		1.1	0	0	0	2	1	0	0	0	0	0	0	0	3-14	0-0	0	3.38	32
Mar 22	at North Carolina		2.0	0	0	0	1	1	0	0	0	0	0	0	0	2-10	0-0	0	1.93	33
Mar 24	EAST TENNESSEE ST		1.1	0	0	0	2	1	0	0	0	0	1	0	0	8-14	0-0	0	1.50	26
Apr 10	at VMI-1		0.1	2	3	3	1	1	1	0	0	0	0	0	0	21-7	0-0	0	5.68	19
Apr 16	SAMFORD		0.2	0	0	0	0	0	0	0	0	0	0	0	0	7-13	0-0	0	5.14	11
Apr 19	UNC ASHEVILLE		3.0	2	1	1	3	3	0	0	1	1	0	1	0	0-8	0-0	0	4.50	69
Apr 27	at Gardner-Webb		0.1	0	0	0	0	0	0	0	0	0	0	0	0	0-4	0-0	0	4.35	6
Totals		0	10.1	7	8	5	9	8	3	0	1	1	1	1	0	60-89	0-0	0	4.35	-

#44 Brendan Nail - 17 games (All games)

Date	Opponent	Pos	AB	R	H	RBI	2B	3B	HR	BB	SB	CS	HBP	SAC	SF	GDP	K	PO	A	E	Avg
Feb 26	UL-MONROE	*p	0	0	0	0	0	0	0	0	0	0	0	0	0	0	0	0	2	1	.000
Mar 04	at Georgia Tech	*p	0	0	0	0	0	0	0	0	0	0	0	0	0	0	0	0	2	0	.000
Mar 11	at Indiana	*p	0	0	0	0	0	0	0	0	0	0	0	0	0	0	0	1	1	0	.000
Mar 18	at Kansas State	*p	0	0	0	0	0	0	0	0	0	0	0	0	0	0	0	0	1	0	.000
Mar 24	EAST TENNESSEE ST	*p	0	0	0	0	0	0	0	0	0	0	0	0	0	0	0	0	1	0	.000
Mar 26	EAST TENNESSEE ST	*dh	0	0	0	0	0	0	0	0	0	0	0	0	0	0	0	0	0	0	.000
Apr 02	at Wofford	*dh	0	0	0	0	0	0	0	0	0	0	0	0	0	0	0	0	0	0	.000
Apr 08	at VMI	*p	0	0	0	0	0	0	0	0	0	0	0	0	0	0	0	1	3	0	.000
Apr 10	at VMI-1	*dh	0	0	0	0	0	0	0	0	0	0	0	0	0	0	0	0	0	0	.000
Apr 10	at VMI-2	*dh	0	0	0	0	0	0	0	0	0	0	0	0	0	0	0	0	0	0	.000
Apr 16	SAMFORD	*dh	0	0	0	0	0	0	0	0	0	0	0	0	0	0	0	0	0	0	.000
Apr 20	VIRGINIA TECH	*dh	0	0	0	0	0	0	0	0	0	0	0	0	0	0	0	0	0	0	.000
Apr 22	at The Citadel	*p	0	0	0	0	0	0	0	0	0	0	0	0	0	0	0	0	1	0	.000
May 01	MERCER	*p	0	0	0	0	0	0	0	0	0	0	0	0	0	0	0	0	2	0	.000
May 20	at Kent State	p	0	0	0	0	0	0	0	0	0	0	0	0	0	0	0	0	1	0	.000
May 25	vs Wofford	*dh	0	0	0	0	0	0	0	0	0	0	0	0	0	0	0	0	0	0	.000
May 28	vs Mercer	*dh	0	0	0	0	0	0	0	0	0	0	0	0	0	0	0	0	0	0	.000
Totals		16gs	0	0	0	0	0	0	0	0	0	0	0	0	0	0	0	2	14	1	.000

On base pct. .000 • Slugging pct. .000

#44 Brendan Nail - 17 appearances (All games)

Date	Opponent	GS	IP	H	R	ER	BB	SO	2B	3B	HR	WP	BK	HBP	IBB	Score	W-L	Sv	ERA	NP
Feb 19	at UNC Wilmington	*	4.2	5	5	4	4	4	0	0	0	1	0	0	0	2-15	0-1	0	7.71	96
Feb 26	UL-MONROE	*	5.2	8	7	4	1	5	3	0	1	0	0	0	0	6-11	0-2	0	6.97	97
Mar 04	at Georgia Tech	*	7.0	4	2	2	3	4	2	0	0	0	0	2	0	4-5	0-2	0	5.19	103
Mar 11	at Indiana	*	6.1	6	3	3	1	5	2	0	1	0	0	2	0	2-3	0-3	0	4.94	90
Mar 18	at Kansas State	*	4.2	6	4	4	4	2	1	0	0	0	0	1	0	7-5	0-3	0	5.40	98
Mar 24	EAST TENNESSEE ST	*	5.0	8	7	7	4	4	2	0	0	1	0	0	0	8-14	0-4	0	6.48	102
Apr 01	at Wofford	*	7.0	4	1	1	3	7	0	0	0	1	0	1	0	9-1	1-4	0	5.58	110
Apr 08	at VMI	*	4.2	1	1	0	7	3	0	0	0	0	0	2	0	7-1	1-4	0	5.00	90
Apr 12	at Clemson	*	1.0	0	0	0	1	2	0	0	0	0	0	0	0	6-7	1-4	0	4.89	-
Apr 15	SAMFORD	*	5.0	4	3	3	4	4	1	0	1	1	0	1	0	10-5	2-4	0	4.94	95
Apr 22	at The Citadel	*	5.1	4	2	2	2	4	1	0	0	0	0	0	0	1-2	2-5	0	4.79	72
Apr 29	MERCER	*	1.1	2	1	1	1	0	1	0	0	0	0	1	0	9-7	2-5	0	4.84	21
May 01	MERCER	*	3.1	5	4	2	2	3	0	0	1	0	0	0	0	2-9	2-6	0	4.87	78
May 07	at Furman	*	7.0	8	5	5	3	3	1	0	2	0	0	0	0	8-9	2-6	0	5.03	98
May 14	UNCG	*	6.0	10	6	6	2	4	4	0	1	0	0	0	0	19-8	3-6	0	5.35	117
May 20	at Kent State	*	3.0	4	2	2	1	2	1	1	0	0	0	0	0	1-3	3-6	0	5.38	60
May 26	vs Samford	*	5.0	3	4	2	4	6	1	0	0	0	0	3	0	14-4	4-6	0	5.27	118
Totals		16	82.0	82	57	48	47	62	20	1	7	4	0	13	1	115-109	4-6	0	5.27	-

#18 B.J. Nobles - 2 games (All games)

Date	Opponent	Pos	AB	R	H	RBI	2B	3B	HR	BB	SB	CS	HBP	SAC	SF	GDP	K	PO	A	E	Avg
Feb 28	UL-MONROE	p	0	0	0	0	0	0	0	0	0	0	0	0	0	0	0	0	1	1	.000
May 29	vs Mercer-2	*p	0	0	0	0	0	0	0	0	0	0	0	0	0	0	0	0	2	0	.000
Totals		1gs	0	0	0	0	0	0	0	0	0	0	0	0	0	0	0	0	3	1	.000

On base pct. .000 • Slugging pct. .000

Catamount Pitching Staff
Individual Game-by-Game for Western Carolina (as of Jun 01, 2016)

#18 B.J. Nobles - 20 appearances (All games)

Date	Opponent	GS	IP	H	R	ER	BB	SO	2B	3B	HR	WP	BK	HBP	IBB	Score	W-L	Sv	ERA	NP
Feb 20	vs Richmond		1.1	0	0	0	0	2	0	0	0	0	0	0	0	1-3	0-0	0	0.00	20
Feb 28	UL-MONROE		2.0	5	4	2	2	2	1	0	0	1	0	1	0	10-16	0-0	0	5.40	41
Mar 04	at Georgia Tech		0.2	3	2	2	2	0	1	0	0	0	0	0	1	4-5	0-1	0	9.00	21
Mar 12	at Indiana-1		1.0	0	0	0	0	0	0	0	0	0	0	0	0	4-1	0-1	1	7.20	7
Mar 12	at Indiana-2		0.1	0	0	0	0	1	0	0	0	0	0	0	0	1-9	0-1	1	6.75	5
Mar 16	GARDNER-WEBB		0.2	4	4	4	1	1	1	0	1	1	0	0	0	16-14	1-1	1	12.00	38
Mar 19	at Kansas State		1.1	0	0	0	0	3	0	0	0	1	0	1	0	6-2	1-1	2	9.82	30
Mar 20	at Kansas State		1.0	1	0	0	0	0	0	0	0	0	0	0	0	10-2	1-1	2	8.64	14
Mar 30	CLEMSON		2.0	0	0	0	0	2	0	0	0	0	0	1	0	8-10	1-1	2	6.97	41
Apr 03	at Wofford		1.0	1	1	0	1	2	1	0	0	0	0	0	0	12-3	1-1	2	6.35	23
Apr 10	at VMI-2		3.0	3	1	1	0	5	1	0	0	1	0	0	0	14-11	1-1	3	5.65	50
Apr 17	SAMFORD		4.0	3	0	0	1	2	0	0	0	0	0	0	0	6-5	2-1	3	4.42	51
Apr 20	VIRGINIA TECH		1.0	0	0	0	0	0	0	0	0	0	0	0	0	14-10	2-1	3	4.19	10
Apr 24	at The Citadel		2.0	1	0	0	1	4	0	0	0	0	0	0	0	4-6	2-1	3	3.80	45
Apr 29	MERCER		2.0	0	0	0	3	2	0	0	0	1	0	1	0	9-7	2-1	4	3.47	38
Apr 30	MERCER		1.2	3	1	1	1	2	0	0	0	1	0	0	0	8-9	2-2	4	3.60	30
May 08	at Furman		2.0	1	0	0	0	3	0	0	0	0	0	0	0	10-4	2-2	4	3.33	28
May 15	UNCG		2.0	2	2	2	0	1	1	0	1	0	0	0	0	5-8	2-2	4	3.72	28
May 28	vs Mercer		0.1	3	1	1	0	1	0	0	0	0	0	1	0	8-9	2-2	4	3.99	20
May 29	vs Mercer-2	*	8.2	5	2	1	2	10	1	0	1	0	0	0	0	3-2	2-2	4	3.32	124
Totals		1	38.0	35	18	14	14	43	7	0	3	6	0	5	1	153-136	2-2	4	3.32	-

#32 Bryan Sammons - 17 games (All games)

Date	Opponent	Pos	AB	R	H	RBI	2B	3B	HR	BB	SB	CS	HBP	SAC	SF	GDP	K	PO	A	E	Avg
Feb 20	vs Richmond	*p	0	0	0	0	0	0	0	0	0	0	0	0	0	0	0	0	2	1	.000
Feb 27	UL-MONROE	*p	0	0	0	0	0	0	0	0	0	0	0	0	0	0	0	0	1	0	.000
Mar 05	at Georgia Tech	*p	0	0	0	0	0	0	0	0	0	0	0	0	0	0	0	0	2	0	.000
Mar 12	at Indiana-1	*p	0	0	0	0	0	0	0	0	0	0	0	0	0	0	0	0	2	0	.000
Mar 19	at Kansas State	*p	0	0	0	0	0	0	0	0	0	0	0	0	0	0	0	0	1	0	.000
Apr 01	at Wofford	*dh	0	0	0	0	0	0	0	0	0	0	0	0	0	0	0	0	0	0	.000
Apr 02	at Wofford	*p	0	0	0	0	0	0	0	0	0	0	0	0	0	0	0	1	0	0	.000
Apr 03	at Wofford	*dh	0	0	0	0	0	0	0	0	0	0	0	0	0	0	0	0	0	0	.000
Apr 10	at VMI-1	*p	0	0	0	0	0	0	0	0	0	0	0	0	0	0	0	0	2	0	.000
Apr 16	SAMFORD	*p	0	0	0	0	0	0	0	0	0	0	0	0	0	0	0	0	1	0	.000
Apr 17	SAMFORD	*dh	0	0	0	0	0	0	0	0	0	0	0	0	0	0	0	0	0	0	.000
Apr 23	at The Citadel	*p	0	0	0	0	0	0	0	0	0	0	0	0	0	0	0	0	2	0	.000
Apr 30	MERCER	*p	0	0	0	0	0	0	0	0	0	0	0	0	0	0	0	0	1	0	.000
May 19	at Kent State	*p	0	0	0	0	0	0	0	0	0	0	0	0	0	0	0	1	1	0	.000
May 26	vs Samford	*dh	0	0	0	0	0	0	0	0	0	0	0	0	0	0	0	0	0	0	.000
May 29	vs Mercer	*p	0	0	0	0	0	0	0	0	0	0	0	0	0	0	0	0	1	0	.000
May 29	vs Mercer-2	*dh	0	0	0	0	0	0	0	0	0	0	0	0	0	0	0	0	0	0	.000
Totals		17gs	0	0	0	0	0	0	0	0	0	0	0	0	0	0	0	2	16	1	.000

On base pct. .000 • Slugging pct. .000

Catamount Pitching Staff
Individual Game-by-Game for Western Carolina (as of Jun 01, 2016)

#32 Bryan Sammons - 17 appearances (All games)

Date	Opponent	GS	IP	H	R	ER	BB	SO	2B	3B	HR	WP	BK	HBP	IBB	Score	W-L	Sv	ERA	NP
Feb 20	vs Richmond	*	7.0	6	1	1	1	6	0	0	1	0	0	0	0	1-3	0-0	0	1.29	98
Feb 27	UL-MONROE	*	5.2	8	6	5	3	2	0	0	2	0	0	0	0	15-7	1-0	0	4.26	96
Mar 05	at Georgia Tech	*	5.0	11	10	9	3	2	2	1	2	0	0	0	0	3-14	1-1	0	7.64	106
Mar 12	at Indiana-1	*	8.0	6	1	1	1	9	3	0	0	1	0	1	0	4-1	2-1	0	5.61	110
Mar 19	at Kansas State	*	7.0	2	0	0	3	7	0	0	0	0	0	0	0	6-2	3-1	0	4.41	117
Mar 25	EAST TENNESSEE ST	*	5.0	13	11	11	3	3	3	1	2	0	1	0	0	12-11	3-1	0	6.45	98
Mar 30	CLEMSON	*	2.0	0	0	0	0	3	0	0	0	0	0	0	0	8-10	3-1	0	6.13	25
Apr 02	at Wofford	*	6.0	9	1	1	5	9	0	1	1	0	0	0	0	14-4	4-1	0	5.52	125
Apr 10	at VMI-1	*	6.0	4	3	2	6	4	0	0	1	1	0	0	0	21-7	5-1	0	5.23	107
Apr 16	SAMFORD	*	6.2	11	8	8	2	4	0	1	3	0	0	0	0	7-13	5-2	0	5.86	110
Apr 23	at The Citadel	*	9.0	3	0	0	4	8	1	0	0	1	0	0	0	11-0	6-2	0	5.08	118
Apr 30	MERCER	*	6.0	7	3	3	6	5	2	0	1	1	0	1	1	8-9	6-2	0	5.03	129
May 06	at Furman	*	5.2	7	7	7	6	5	2	0	2	0	0	0	0	4-11	6-3	0	5.47	115
May 13	UNCG	*	5.0	6	5	4	5	6	0	1	1	1	0	0	0	8-5	7-3	0	5.57	101
May 19	at Kent State	*	5.0	5	1	0	2	4	0	0	0	0	0	2	0	4-5	7-3	0	5.26	81
May 25	vs Wofford	*	2.0	7	6	6	0	4	1	1	0	0	0	2	0	10-9	7-3	0	5.74	66
May 29	vs Mercer	*	7.0	8	2	2	5	7	0	0	0	0	0	1	1	4-2	8-3	0	5.51	136
Totals			17	98.0	113	65	60	55	88	14	6	16	5	1	7	2140-113	8-3	0	5.51	-

#33 Corey Sikes - 3 games (All games)

Date	Opponent	Pos	AB	R	H	RBI	2B	3B	HR	BB	SB	CS	HBP	SAC	SF	GDP	K	PO	A	E	Avg
Feb 21	vs St. John's	p	0	0	0	0	0	0	0	0	0	0	0	0	0	0	0	0	1	0	.000
May 06	at Furman	p	0	0	0	0	0	0	0	0	0	0	0	0	0	0	0	0	3	0	.000
May 17	at Cincinnati	p	0	0	0	0	0	0	0	0	0	0	0	0	0	0	0	0	1	0	.000
Totals		Ogs	0	0	0	0	0	0	0	0	0	0	0	0	0	0	0	0	5	0	.000

On base pct. .000 • Slugging pct. .000

#33 Corey Sikes - 22 appearances (All games)

Date	Opponent	GS	IP	H	R	ER	BB	SO	2B	3B	HR	WP	BK	HBP	IBB	Score	W-L	Sv	ERA	NP
Feb 19	at UNC Wilmington		1.2	1	0	0	1	0	0	0	0	0	0	0	0	2-15	0-0	0	0.00	21
Feb 21	vs St. John's		0.1	0	0	0	0	0	0	0	0	0	0	0	0	3-14	0-0	0	0.00	1
Feb 27	UL-MONROE		2.0	2	0	0	1	0	1	0	0	1	0	0	0	15-7	0-0	0	0.00	20
Mar 02	NIAGARA-2		1.0	0	0	0	0	0	0	0	0	0	0	0	0	10-2	0-0	0	0.00	10
Mar 08	PRESBYTERIAN		1.2	2	1	1	0	2	2	0	0	0	0	0	0	10-9	0-0	0	1.35	34
Mar 12	at Indiana-2		1.0	0	0	0	0	0	0	0	0	0	0	0	0	1-9	0-0	0	1.17	8
Mar 16	GARDNER-WEBB		3.0	3	2	2	1	1	0	1	1	0	0	0	0	16-14	0-0	0	2.53	52
Mar 19	at Kansas State		0.2	4	2	2	0	1	1	1	0	0	0	0	0	6-2	0-0	0	3.97	27
Mar 24	EAST TENNESSEE ST		0.2	2	2	2	0	0	2	0	0	0	0	2	0	8-14	0-0	0	5.25	10
Apr 02	at Wofford		3.0	4	3	3	0	6	0	1	1	1	0	1	0	14-4	0-0	1	6.00	53
Apr 08	at VMI		1.0	2	0	0	1	3	0	0	0	0	0	0	0	7-1	0-0	1	5.62	24
Apr 12	at Clemson		0.2	2	1	1	1	1	0	0	0	0	0	0	1	6-7	0-1	1	5.94	-
Apr 15	SAMFORD		0.1	0	0	0	0	0	0	0	0	0	0	0	0	10-5	0-1	1	5.82	3
Apr 16	SAMFORD		0.1	1	2	1	0	0	0	0	0	1	0	0	0	7-13	0-1	1	6.23	10
Apr 19	UNC ASHEVILLE		1.0	0	0	0	0	2	0	0	0	0	0	0	0	0-8	0-1	1	5.89	11
Apr 20	VIRGINIA TECH		0.0	2	1	1	0	0	0	0	0	0	0	0	0	14-10	0-1	1	6.38	9
Apr 27	at Gardner-Webb		0.2	1	0	0	0	0	0	0	0	0	0	0	0	0-4	0-1	1	6.16	10
May 01	MERCER		0.1	1	1	1	0	0	0	0	0	0	0	0	0	2-9	0-1	1	6.52	6
May 06	at Furman		2.0	3	1	1	0	1	0	0	1	0	0	0	0	4-11	0-1	1	6.33	27
May 11	at Georgia		2.1	1	0	0	2	1	1	0	0	0	0	0	0	0-6	0-1	1	5.70	-
May 17	at Cincinnati		2.0	2	1	0	1	2	0	0	0	0	0	0	0	1-3	0-1	1	5.26	33
May 19	at Kent State		1.0	3	1	1	0	1	0	0	0	0	0	0	0	4-5	0-1	1	5.40	16
Totals			0	26.2	36	18	16	8	21	7	3	3	3	0	3	1140-172	0-1	1	5.40	-

Catamount Pitching Staff
Individual Game-by-Game for Western Carolina (as of Jun 01, 2016)

#20 Jonathan Waszak - 4 appearances (All games)

Date	Opponent	GS	IP	H	R	ER	BB	SO	2B	3B	HR	WP	BK	HBP	IBB	Score	W-L	Sv	ERA	NP
Feb 21	vs St. John's		0.2	1	2	2	3	0	0	0	0	0	0	1	0	3-14	0-0	0	27.00	28
Mar 02	NIAGARA-2		0.0	2	1	1	1	0	1	0	0	0	0	0	0	10-2	0-0	0	40.50	13
Mar 05	at Georgia Tech		0.0	0	2	2	0	0	0	0	0	1	0	2	0	3-14	0-0	0	67.50	7
Mar 22	at North Carolina		0.1	1	1	1	1	1	0	0	0	1	0	1	0	2-10	0-0	0	54.00	13
Totals		0	1.0	4	6	6	5	1	1	0	0	2	0	4	0	18-40	0-0	0	54.00	-



2016 Western Carolina Catamount Baseball
Overall Statistics for Western Carolina (as of Jun 01, 2016)
(All games Sorted by Batting avg)



Record: 30-29 Home: 13-9 Away: 12-17 Neutral: 5-3 SoCon: 15-9

Player	avg	gp-gs	ab	r	h	2b	3b	hr	rbi	tb	slg%	bb	hp	so	gdp	ob%	sf	sh	sb-att	po	a	e	fld%
17 Matt Smith	.387	59-59	222	53	86	10	2	10	52	130	.586	40	10	30	4	.495	3	0	6-7	337	23	3	.992
12 Bryson Bowman	.336	58-58	214	62	72	13	3	19	58	148	.692	43	8	24	6	.457	4	0	10-15	126	5	2	.985
2 Kramer Ferrell	.332	57-57	229	48	76	9	3	8	63	115	.502	13	16	38	10	.405	1	0	5-7	86	5	2	.978
10 Garrett Brown	.325	55-55	249	57	81	11	3	4	34	110	.442	11	9	28	2	.374	1	7	34-41	113	2	1	.991
21 Danny Bermudez	.295	58-58	217	49	64	11	0	6	36	93	.429	33	13	43	1	.410	5	3	5-7	436	56	6	.988
15 Caleb Robinson	.291	57-52	189	34	55	10	0	5	35	80	.423	35	5	43	4	.409	3	3	6-7	78	59	11	.926
6 Nobu Suzuki	.263	52-46	171	35	45	5	0	2	25	56	.327	13	8	22	3	.340	2	13	9-11	100	100	4	.980
3 J.D. Long	.230	55-52	174	30	40	6	0	5	38	61	.351	24	10	32	5	.347	5	2	5-12	76	122	26	.884

36 Andrew Bullock	.338	33-4	68	10	23	1	0	6	15	42	.618	12	1	7	2	.439	1	1	1-1	11	1	0	1.000
5 Brett Pope	.288	28-28	111	25	32	3	2	0	10	39	.351	15	2	10	1	.383	0	2	6-7	45	76	5	.960
8 Spencer Holcomb	.270	38-13	74	14	20	7	0	3	13	36	.486	7	7	22	4	.386	0	4	0-1	63	2	0	1.000
7 Reece Strong	.231	32-10	65	8	15	3	0	1	7	21	.323	5	3	11	1	.315	0	6	0-0	14	29	6	.878
11 Pierce Suttles	.185	18-2	27	4	5	2	0	0	5	7	.259	5	0	12	1	.313	0	1	2-2	0	0	0	.000
4 Jason Smith	.174	18-6	23	7	4	0	0	2	3	10	.435	7	2	6	0	.406	0	0	1-1	42	3	1	.978
1 Chad Mabini	.000	2-0	1	0	0	0	0	0	0	0	.000	0	0	1	0	.000	0	0	0-0	2	1	0	1.000
32 Bryan Sammons	.000	5-5	0	0	0	0	0	0	0	0	.000	0	0	0	0	.000	0	0	0-0	2	16	1	.947
39 Dillon Bray	.000	1-1	0	0	0	0	0	0	0	0	.000	0	0	0	0	.000	0	0	0-0	2	8	1	.909
26 Taylor Durand	.000	4-4	0	0	0	0	0	0	0	0	.000	0	0	0	0	.000	0	0	0-0	1	2	0	1.000
30 Tristan Baker	.000	13-13	0	0	0	0	0	0	0	0	.000	0	0	0	0	.000	0	0	0-0	1	4	1	.833
44 Brendan Nail	.000	8-8	0	0	0	0	0	0	0	0	.000	0	0	0	0	.000	0	0	0-0	2	14	1	.941
Totals	.304	59	2034	436	618	91	13	71	394	948	.466	263	94	329	44	.404	25	42	90-119	1544	558	78	.964
Opponents	.298	59	2038	398	608	114	20	68	365	966	.474	285	59	498	37	.395	28	41	50-85	1553	630	78	.966

LOB - Team (470), Opp (509). DPs turned - Team (49), Opp (54). CI - Team (0), Opp (1). IBB - Team (5), Mt. Smith 2, Ferrell 1, Bowman 1, Bullock 1, Opp (9). Picked off - Brown 5, Bowman 4, Long 3, Mt. Smith 2, Pope 1, Bullock 1.

(All games Sorted by Earned run avg)

Player	era	w-l	app	gs	cg	sho	sv	ip	h	r	er	bb	so	2b	3b	hr	b/avg	wp	hp	bk	sfa	sha
16 Colton Davis	4.85	7-3	29	1	0	0/0	2	65.0	64	39	35	37	87	14	1	5	.261	11	4	0	0	9
44 Brendan Nail	5.27	4-6	17	16	0	0/0	0	82.0	82	57	48	47	62	20	1	7	.261	4	13	0	6	9
32 Bryan Sammons	5.51	8-3	17	17	1	1/0	0	98.0	113	65	60	55	88	14	6	16	.297	5	7	1	3	5

18 B.J. Nobles	3.32	2-2	20	1	0	0/0	4	38.0	35	18	14	14	43	7	0	3	.246	6	5	0	2	3
34 Jake Moebius	4.35	0-0	9	0	0	0/0	0	10.1	7	8	5	9	8	3	0	1	.184	1	1	1	2	0
24 Dylan Biumi	4.83	3-2	21	1	0	0/0	1	31.2	39	22	17	17	36	6	2	5	.305	3	6	1	1	2
30 Tristan Baker	5.19	3-2	9	7	0	0/0	1	34.2	45	25	20	18	21	10	0	4	.321	0	4	0	3	3
33 Corey Sikes	5.40	0-1	22	0	0	0/0	1	26.2	36	18	16	8	21	7	3	3	.336	3	3	0	2	0
26 Taylor Durand	5.64	0-2	10	3	0	0/0	1	22.1	17	20	14	20	24	0	1	3	.205	0	1	1	0	1
22 Korey Anderson	8.21	1-3	16	6	0	0/0	1	41.2	60	45	38	24	42	13	2	9	.351	5	4	2	3	3
39 Dillon Bray	9.45	2-4	14	6	0	0/0	0	40.0	69	46	42	17	44	14	2	7	.390	6	4	1	2	5
1 Chad Mabini	9.86	0-1	16	1	0	0/0	0	21.0	30	25	23	12	18	5	2	5	.326	3	2	0	3	1
31 Michael Davis	11.57	0-0	4	0	0	0/0	0	2.1	7	4	3	2	3	0	0	0	.500	3	1	0	0	0
20 Jonathan Waszak	54.00	0-0	4	0	0	0/0	0	1.0	4	6	6	5	1	1	0	0	.667	2	4	0	1	0
Totals	5.96	30-29	59	59	1	1/0	11	514.2	608	398	341	285	498	114	20	68	.298	52	59	7	28	41
Opponents	6.82	29-30	59	59	2	3/3	9	517.2	618	436	392	263	329	91	13	71	.304	60	94	6	25	42

PB - Team (6), Bermudez 5, Holcomb 1, Opp (9). Pickoffs - Team (5), Nail 2, Sammons 1, Davis 1, Holcomb 1, Opp (16). SBA/ATT - Bermudez (43-71), Sammons (11-21), Nail (7-12), Bray (6-11), Davis (6-10), Holcomb (7-7), Nobles (3-6), Sikes (3-5), Baker (2-4), Anderson (3-4), Durand (1-3), Biumi (2-3), Mabini (3-3), Waszak (2-2), Moebius (1-1).



2016 Western Carolina Catamount Baseball
Overall Statistics for Western Carolina (as of Jun 01, 2016)
(All games Sorted by Fielding pct)



Player	c	po	a	e	fld%	dp	sba	csb	sba%	pb	ci
8 Spencer Holcomb	65	63	2	0	1.000	0	7	0	1.000	1	0
36 Andrew Bullock	12	11	1	0	1.000	0	0	0	---	0	0
22 Korey Anderson	9	3	6	0	1.000	4	3	1	.750	0	0
33 Corey Sikes	5	0	5	0	1.000	0	3	2	.600	0	0
1 Chad Mabini	3	2	1	0	1.000	0	3	0	1.000	0	0
26 Taylor Durand	3	1	2	0	1.000	0	1	2	.333	0	0
34 Jake Moebius	3	0	3	0	1.000	0	1	0	1.000	0	0
17 Matt Smith	363	337	23	3	.992	36	0	0	---	0	0
10 Garrett Brown	116	113	2	1	.991	0	0	0	---	0	0
21 Danny Bermudez	498	436	56	6	.988	5	43	28	.606	5	0
12 Bryson Bowman	133	126	5	2	.985	1	0	0	---	0	0
6 Nobu Suzuki	204	100	100	4	.980	28	0	0	---	0	0
2 Kramer Ferrell	93	86	5	2	.978	0	0	0	---	0	0
4 Jason Smith	46	42	3	1	.978	4	0	0	---	0	0
5 Brett Pope	126	45	76	5	.960	12	0	0	---	0	0
32 Bryan Sammons	19	2	16	1	.947	2	11	10	.524	0	0
44 Brendan Nail	17	2	14	1	.941	0	7	5	.583	0	0
15 Caleb Robinson	148	78	59	11	.926	8	0	0	---	0	0
39 Dillon Bray	11	2	8	1	.909	0	6	5	.545	0	0
3 J.D. Long	224	76	122	26	.884	25	0	0	---	0	0
7 Reece Strong	49	14	29	6	.878	5	0	0	---	0	0
30 Tristan Baker	6	1	4	1	.833	0	2	2	.500	0	0
24 Dylan Biumi	5	1	3	1	.800	0	2	1	.667	0	0
18 B.J. Nobles	4	0	3	1	.750	0	3	3	.500	0	0
16 Colton Davis	18	3	10	5	.722	1	6	4	.600	0	0
20 Jonathan Waszak	0	0	0	0	.000	0	2	0	1.000	0	0
31 Michael Davis	0	0	0	0	.000	0	0	0	---	0	0
11 Pierce Suttles	0	0	0	0	.000	0	0	0	---	0	0
Totals	2180	1544	558	78	.964	49	50	35	.588	6	0
Opponents	2261	1553	630	78	.966	54	90	29	.756	9	1

Hitting minimums - 1 Games 75% of Games 1 AB 2.5 AB/Game 1 TPA 2.5 TPA/Game

Pitching minimums - 1 Games 1 IP 1 BF 1.0 IP/Game



2016 Western Carolina Catamount Baseball
Game Results for Western Carolina (as of Jun 01, 2016)
(All games)



Date	Opponent	Score	Inns	Overall	SoCon	Pitcher of record	Attend	Time
\$ Feb 19, 2016	at UNC Wilmington	L 2-15	9	0-1-0	0-0-0	Nail (L 0-1)	1047	3:12
\$ Feb 20, 2016	vs Richmond	L 1-3	9	0-2-0	0-0-0	Bray (L 0-1)	0	2:20
\$ Feb 21, 2016	vs St. John's	L 3-14	9	0-3-0	0-0-0	Durand (L 0-1)	0	3:23
Feb 26, 2016	UL-MONROE	L 6-11	9	0-4-0	0-0-0	Nail (L 0-2)	404	3:09
Feb 27, 2016	UL-MONROE	w 15-7	9	1-4-0	0-0-0	Sammons (W 1-0)	477	2:54
Feb 28, 2016	UL-MONROE	L 10-16	9	1-5-0	0-0-0	Anderson (L 0-1)	471	3:51
Mar 02, 2016	NIAGARA-1	w 17-4	7	2-5-0	0-0-0	Bray (W 1-1)	-	2:51
Mar 02, 2016	NIAGARA-2	w 10-2	7	3-5-0	0-0-0	Baker (W 1-0)	455	2:35
Mar 04, 2016	at #13 Georgia Tech	L 4-5	9	3-6-0	0-0-0	Nobles (L 0-1)	1022	2:59
Mar 05, 2016	at #13 Georgia Tech	L 3-14	9	3-7-0	0-0-0	Sammons (L 1-1)	1240	3:15
Mar 06, 2016	at #13 Georgia Tech	L 3-4	9	3-8-0	0-0-0	Baker (L 0-1)	1347	2:36
Mar 08, 2016	PRESBYTERIAN	w 10-9	9	4-8-0	0-0-0	Davis (W 1-0)	608	3:17
Mar 11, 2016	at Indiana	L 2-3	9	4-9-0	0-0-0	Nail (L 0-3)	1809	2:27
Mar 12, 2016	at Indiana-1	w 4-1	9	5-9-0	0-0-0	Sammons (W 2-1)	1000	2:29
Mar 12, 2016	at Indiana-2	L 1-9	9	5-10-0	0-0-0	Baker (L 0-2)	1180	2:38
Mar 16, 2016	GARDNER-WEBB	w 16-14	9	6-10-0	0-0-0	Nobles (W 1-1)	596	3:44
Mar 18, 2016	at Kansas State	w 7-5	9	7-10-0	0-0-0	Davis (W 2-0)	1912	3:30
Mar 19, 2016	at Kansas State	w 6-2	9	8-10-0	0-0-0	Sammons (W 3-1)	1794	3:00
Mar 20, 2016	at Kansas State	w 10-2	9	9-10-0	0-0-0	Baker (W 2-2)	1890	2:48
Mar 22, 2016	at #3 North Carolina	L 2-10	9	9-11-0	0-0-0	Bray (L 1-2)	1065	3:12
* Mar 24, 2016	EAST TENNESSEE STATE	L 8-14	9	9-12-0	0-1-0	Nail (L 0-4)	431	3:13
* Mar 25, 2016	EAST TENNESSEE STATE	w 12-11	9	10-12-0	1-1-0	Davis (W 3-0)	510	2:56
* Mar 26, 2016	EAST TENNESSEE STATE	w 15-9	9	11-12-0	2-1-0	Baker (W 3-2)	553	3:00
Mar 30, 2016	#17 CLEMSON	L 8-10	9	11-13-0	2-1-0	Davis (L 3-1)	1409	3:31
* Apr 01, 2016	at Wofford	w 9-1	9	12-13-0	3-1-0	Nail (W 1-4)	106	2:52
* Apr 02, 2016	at Wofford	w 14-4	9	13-13-0	4-1-0	Sammons (W 4-1)	182	3:13
* Apr 03, 2016	at Wofford	w 12-3	9	14-13-0	5-1-0	Davis (W 4-1)	178	3:32
* Apr 08, 2016	at VMI	w 7-1	9	15-13-0	6-1-0	Biumi (W 1-0)	102	3:39
* Apr 10, 2016	at VMI-1	w 21-7	9	16-13-0	7-1-0	Sammons (W 5-1)	250	3:50
* Apr 10, 2016	at VMI-2	w 14-11	9	17-13-0	8-1-0	Davis (W 5-1)	150	3:52
Apr 12, 2016	at #18 Clemson	L 6-7	(10)	17-14-0	8-1-0	Sikes (L 0-1)	3440	4:24
* Apr 15, 2016	SAMFORD	w 10-5	9	18-14-0	9-1-0	Nail (W 2-4)	649	3:30
* Apr 16, 2016	SAMFORD	L 7-13	9	18-15-0	9-2-0	Sammons (L 5-2)	581	3:31
* Apr 17, 2016	SAMFORD	w 6-5	(11)	19-15-0	10-2-0	Nobles (W 2-1)	560	4:12
Apr 19, 2016	UNC ASHEVILLE	L 0-8	9	19-16-0	10-2-0	Mabini (L 0-1)	540	2:31
Apr 20, 2016	VIRGINIA TECH	w 14-10	9	20-16-0	10-2-0	Biumi (W 2-0)	579	3:37
* Apr 22, 2016	at The Citadel	L 1-2	9	20-17-0	10-3-0	Nail (L 2-5)	408	2:53
* Apr 23, 2016	at The Citadel	w 11-0	9	21-17-0	11-3-0	Sammons (W 6-2)	517	2:49
* Apr 24, 2016	at The Citadel	L 4-6	9	21-18-0	11-4-0	Anderson (L 0-2)	517	3:07
Apr 27, 2016	at Gardner-Webb	L 0-4	9	21-19-0	11-4-0	Biumi (L 2-1)	442	2:56
* Apr 29, 2016	MERCER	w 9-7	9	22-19-0	12-4-0	Biumi (W 3-1)	523	3:30
* Apr 30, 2016	MERCER	L 8-9	(10)	22-20-0	12-5-0	Nobles (L 2-2)	674	4:12
* May 01, 2016	MERCER	L 2-9	9	22-21-0	12-6-0	Nail (L 2-6)	507	3:49
* May 06, 2016	at Furman	L 4-11	9	22-22-0	12-7-0	Sammons (L 6-3)	251	2:47
* May 07, 2016	at Furman	L 8-9	9	22-23-0	12-8-0	Davis (L 5-2)	447	3:07
* May 08, 2016	at Furman	w 10-4	9	23-23-0	13-8-0	Anderson (W 1-2)	308	3:19
May 11, 2016	at Georgia	L 0-6	9	23-24-0	13-8-0	Bray (L 1-3)	2003	2:39
* May 13, 2016	UNCG	w 8-5	9	24-24-0	14-8-0	Sammons (W 7-3)	455	3:10
* May 14, 2016	UNCG	w 19-8	9	25-24-0	15-8-0	Nail (W 3-6)	650	3:24
* May 15, 2016	UNCG	L 5-8	9	25-25-0	15-9-0	Anderson (L 1-3)	562	3:04
May 17, 2016	at Cincinnati	L 1-3	9	25-26-0	15-9-0	Bray (L 1-4)	322	2:30
May 19, 2016	at Kent State	L 4-5	9	25-27-0	15-9-0	Davis (L 5-3)	195	3:00
May 20, 2016	at Kent State	L 1-3	9	25-28-0	15-9-0	Durand (L 0-2)	402	2:23
May 25, 2016	vs Wofford	w 10-9	9	26-28-0	15-9-0	Davis (W 6-3)	629	4:02
May 26, 2016	vs Samford	w 14-4	9	27-28-0	15-9-0	Nail (W 4-6)	969	4:04
May 28, 2016	vs Mercer	L 8-9	9	27-29-0	15-9-0	Biumi (L 3-2)	691	3:39
May 28, 2016	vs Samford	w 7-4	9	28-29-0	15-9-0	Bray (W 2-4)	438	3:10
May 29, 2016	vs Mercer	w 4-2	9	29-29-0	15-9-0	Sammons (W 8-3)	753	2:53
May 29, 2016	vs Mercer-2	w 3-2	9	30-29-0	15-9-0	Davis (W 7-3)	753	2:46

\$ = Buffalo Wild Wings "Battle at the Beach" - Wilmington, N.C.

* = Southern Conference game

() extra inning game



**2016 Western Carolina Catamount Baseball
Games Summary for Western Carolina (as of Jun 01, 2016)
(All games)**



Score by innings	1	2	3	4	5	6	7	8	9	EX	Total
Western Carolina	65	58	38	53	53	51	56	33	28	1	436
Opponents	38	44	37	53	57	49	39	50	29	2	398

Record when ...

Overall	30-29	After 6 leading	24-5
Conference	15-9 trailing	5-23
Non-Conference	15-20 tied	1-1
Home games	13-9	After 7 leading	24-4
Away games	12-17 trailing	2-23
Neutral site	5-3 tied	2-2
Day games	23-20	After 8 leading	26-1
Night games	7-9 trailing	1-25
vs Left starter	4-11 tied	1-3
vs Right starter	26-18		
1-Run games	5-9	Hit 0 home runs	10-19
2-Run games	4-5	... 1 home run	5-7
5+Run games	15-13	... 2+ home runs	15-3
Extra innings	1-2		
Shutouts	1-3	Opponent 0 home runs	17-9
	 1 home run	2-10
Scoring 0-2 runs	0-12 2+ HRs	11-10
..... 3-5 runs	3-8		
..... 6-9 runs	8-8	Made 0 errors	9-6
..... 10+ runs	19-1 1 error	11-9
	 2+ errors	10-14
Opponent 0-2 runs	9-1		
..... 3-5 runs	10-8	Opp. made 0 errors	4-13
..... 6-9 runs	7-10 1 error	12-8
..... 10+ runs	4-10 2+ errors	14-8
Scored in 1st inning	21-11	Out-hit opponent	23-3
Opp. scored in 1st	11-8	Out-hit by opponent	6-24
Scores first	19-13	Hits are tied	1-2
Opp. scores first	11-16		

Record when team scores:

Runs	0	1	2	3	4	5	6	7	8	9	10+
W-L	0-3	0-5	0-4	1-3	2-4	0-1	2-2	3-1	1-5	2-0	19-1

Record when opponent scores:

Runs	0	1	2	3	4	5	6	7	8	9	10+
W-L	1-0	3-0	5-1	1-4	5-2	4-2	0-2	3-1	1-2	3-5	4-10

Record when leading after:

Inn.	1	2	3	4	5	6	7	8
W-L	16-8	18-8	17-9	22-9	21-5	24-5	24-4	26-1

Record when trailing after:

Inn.	1	2	3	4	5	6	7	8
W-L	4-7	6-11	6-16	5-18	6-23	5-23	2-23	1-25

Record when tied after:

Inn.	1	2	3	4	5	6	7	8
W-L	10-14	6-10	7-4	3-2	3-1	1-1	2-2	1-3

Current winning streak: 3
Longest winning streak: 6
Longest losing streak: 4

Home attendance : 12194 (21 dates avg = 580)
Away attendance : 29759 (37 dates avg = 804)
Total attendance: 41953 (58 dates avg = 723)



2016 Western Carolina Catamount Baseball
Batting Leaders for Western Carolina (as of Jun 01, 2016)
(All games)



Hitting minimums - 1 Games 75% of Games 1 AB 2.5 AB/Game 1 TPA 2.5 TPA/Game
Pitching minimums - 1 Games 1 IP 1 BF 1.0 IP/Game

Batting avg		Slugging pct		On base pct	
1. 17 Matt Smith	.387	1. 12 Bryson Bowman	.692	1. 17 Matt Smith	.495
2. 12 Bryson Bowman	.336	2. 17 Matt Smith	.586	2. 12 Bryson Bowman	.457
3. 2 Kramer Ferrell	.332	3. 2 Kramer Ferrell	.502	3. 21 Danny Bermudez	.410
4. 10 Garrett Brown	.325	4. 10 Garrett Brown	.442	4. 15 Caleb Robinson	.409
5. 21 Danny Bermudez	.295	5. 21 Danny Bermudez	.429	5. 2 Kramer Ferrell	.405
Runs scored		Hits		Runs batted in	
1. 12 Bryson Bowman	62	1. 17 Matt Smith	86	1. 2 Kramer Ferrell	63
2. 10 Garrett Brown	57	2. 10 Garrett Brown	81	2. 12 Bryson Bowman	58
3. 17 Matt Smith	53	3. 2 Kramer Ferrell	76	3. 17 Matt Smith	52
4. 21 Danny Bermudez	49	4. 12 Bryson Bowman	72	4. 3 J.D. Long	38
5. 2 Kramer Ferrell	48	5. 21 Danny Bermudez	64	5. 21 Danny Bermudez	36
Doubles		Triples		Home runs	
1. 12 Bryson Bowman	13	1. 2 Kramer Ferrell	3	1. 12 Bryson Bowman	19
2. 21 Danny Bermudez	11	12 Bryson Bowman	3	2. 17 Matt Smith	10
10 Garrett Brown	11	10 Garrett Brown	3	3. 2 Kramer Ferrell	8
4. 15 Caleb Robinson	10	4. 17 Matt Smith	2	4. 21 Danny Bermudez	6
17 Matt Smith	10	5 Brett Pope	2	36 Andrew Bullock	6
Total bases		Walks		Hit by pitch	
1. 12 Bryson Bowman	148	1. 12 Bryson Bowman	43	1. 2 Kramer Ferrell	16
2. 17 Matt Smith	130	2. 17 Matt Smith	40	2. 21 Danny Bermudez	13
3. 2 Kramer Ferrell	115	3. 15 Caleb Robinson	35	3. 3 J.D. Long	10
4. 10 Garrett Brown	110	4. 21 Danny Bermudez	33	17 Matt Smith	10
5. 21 Danny Bermudez	93	5. 3 J.D. Long	24	5. 10 Garrett Brown	9
Sac bunts		Sac flies		Stolen bases	
1. 6 Nobu Suzuki	13	1. 3 J.D. Long	5	1. 10 Garrett Brown	34
2. 10 Garrett Brown	7	21 Danny Bermudez	5	2. 12 Bryson Bowman	10
3. 7 Reece Strong	6	3. 12 Bryson Bowman	4	3. 6 Nobu Suzuki	9
4. 8 Spencer Holcomb	4	4. 15 Caleb Robinson	3	4. 3 tied at.....	6
5. 2 tied at.....	3	17 Matt Smith	3		
Caught stealing		Steal attempts		Stolen base pct	
1. 10 Garrett Brown	7	1. 10 Garrett Brown	41	1. 17 Matt Smith	.857
3 J.D. Long	7	2. 12 Bryson Bowman	15	15 Caleb Robinson	.857
3. 12 Bryson Bowman	5	3. 3 J.D. Long	12	3. 10 Garrett Brown	.829
4. 3 tied at.....	2	4. 6 Nobu Suzuki	11	4. 6 Nobu Suzuki	.818
		5. 5 tied at.....	7	5. 2 Kramer Ferrell	.714
Strikeouts		Grounded into DP		Total plate appearances	
1. 21 Danny Bermudez	43	1. 2 Kramer Ferrell	10	1. 10 Garrett Brown	277
15 Caleb Robinson	43	2. 12 Bryson Bowman	6	2. 17 Matt Smith	275
3. 2 Kramer Ferrell	38	3. 3 J.D. Long	5	3. 21 Danny Bermudez	271
4. 3 J.D. Long	32	4. 3 tied at....	4	4. 12 Bryson Bowman	269
5. 17 Matt Smith	30			5. 2 Kramer Ferrell	260
At bats		Games played		Game starts	
1. 10 Garrett Brown	249	1. 17 Matt Smith	59	1. 17 Matt Smith	59
2. 2 Kramer Ferrell	229	2. 21 Danny Bermudez	58	2. 21 Danny Bermudez	58
3. 17 Matt Smith	222	12 Bryson Bowman	58	12 Bryson Bowman	58
4. 21 Danny Bermudez	217	4. 15 Caleb Robinson	57	4. 2 Kramer Ferrell	57
5. 12 Bryson Bowman	214	2 Kramer Ferrell	57	5. 10 Garrett Brown	55
Games as sub					
1. 36 Andrew Bullock	29				
2. 8 Spencer Holcomb	25				
3. 7 Reece Strong	22				
4. 11 Pierce Suttles	16				
5. 4 Jason Smith	12				



**2016 Western Carolina Catamount Baseball
Pitching Leaders for Western Carolina (as of Jun 01, 2016)
(All games)**



Hitting minimums - 1 Games 75% of Games 1 AB 2.5 AB/Game 1 TPA 2.5 TPA/Game
Pitching minimums - 1 Games 1 IP 1 BF 1.0 IP/Game

Earned run avg		Opposing bat avg		Won-loss pct	
1. 16 Colton Davis	4.85	1. 44 Brendan Nail	.261	1. 32 Bryan Sammons	.727
2. 44 Brendan Nail	5.27	2. 16 Colton Davis	.261	2. 16 Colton Davis	.700
3. 32 Bryan Sammons	5.51	3. 32 Bryan Sammons	.297	3. 44 Brendan Nail	.400
Wins		Losses		Saves	
1. 32 Bryan Sammons	8	1. 44 Brendan Nail	6	1. 18 B.J. Nobles	4
2. 16 Colton Davis	7	2. 39 Dillon Bray	4	2. 16 Colton Davis	2
3. 44 Brendan Nail	4	3. 16 Colton Davis	3	3. 5 tied at.....	1
4. 24 Dylan Biumi	3	22 Korey Anderson	3		
30 Tristan Baker	3	32 Bryan Sammons	3		
Innings pitched		Batters struck out		Appearances	
1. 32 Bryan Sammons	98.0	1. 32 Bryan Sammons	88	1. 16 Colton Davis	29
2. 44 Brendan Nail	82.0	2. 16 Colton Davis	87	2. 33 Corey Sikes	22
3. 16 Colton Davis	65.0	3. 44 Brendan Nail	62	3. 24 Dylan Biumi	21
		4. 39 Dillon Bray	44	4. 18 B.J. Nobles	20
		5. 18 B.J. Nobles	43	5. 2 tied at.....	17
Games started		Games finished		Games in relief	
1. 32 Bryan Sammons	17	1. 18 B.J. Nobles	13	1. 16 Colton Davis	28
2. 44 Brendan Nail	16	2. 16 Colton Davis	11	2. 33 Corey Sikes	22
3. 30 Tristan Baker	7	3. 33 Corey Sikes	9	3. 24 Dylan Biumi	20
4. 39 Dillon Bray	6	4. 24 Dylan Biumi	8	4. 18 B.J. Nobles	19
22 Korey Anderson	6	5. 1 Chad Mabini	5	5. 1 Chad Mabini	15
Wild pitches		Balks		Hit batters	
1. 16 Colton Davis	11	1. 22 Korey Anderson	2	1. 44 Brendan Nail	13
2. 18 B.J. Nobles	6	2. 5 tied at.....	1	2. 32 Bryan Sammons	7
39 Dillon Bray	6			3. 24 Dylan Biumi	6
4. 22 Korey Anderson	5			4. 18 B.J. Nobles	5
32 Bryan Sammons	5			5. 5 tied at.....	4
Intentional BB allowed		Runners picked off		Batters SO out looking	
1. 32 Bryan Sammons	2	1. 44 Brendan Nail	2	1. 16 Colton Davis	33
16 Colton Davis	2	2. 32 Bryan Sammons	1	2. 32 Bryan Sammons	21
3. 5 tied at.....	1	8 Spencer Holcomb	1	44 Brendan Nail	21
		16 Colton Davis	1	4. 18 B.J. Nobles	18
				5. 39 Dillon Bray	16
Sac bunts allowed		Sac flies allowed		Hits allowed	
1. 44 Brendan Nail	9	1. 44 Brendan Nail	6	1. 16 Colton Davis	64
16 Colton Davis	9	2. 22 Korey Anderson	3	2. 44 Brendan Nail	82
3. 32 Bryan Sammons	5	30 Tristan Baker	3	3. 32 Bryan Sammons	113
39 Dillon Bray	5	32 Bryan Sammons	3		
5. 3 tied at.....	3	1 Chad Mabini	3		
Runs allowed		Earned runs allowed		Walks allowed	
1. 16 Colton Davis	39	1. 16 Colton Davis	35	1. 16 Colton Davis	37
2. 44 Brendan Nail	57	2. 44 Brendan Nail	48	2. 44 Brendan Nail	47
3. 32 Bryan Sammons	65	3. 32 Bryan Sammons	60	3. 32 Bryan Sammons	55
Doubles allowed		Triples allowed		Home runs allowed	
1. 16 Colton Davis	14	1. 16 Colton Davis	1	1. 16 Colton Davis	5
32 Bryan Sammons	14	44 Brendan Nail	1	2. 44 Brendan Nail	7
3. 44 Brendan Nail	20	3. 32 Bryan Sammons	6	3. 32 Bryan Sammons	16



2016 Western Carolina Catamount Baseball
Fielding Leaders for Western Carolina (as of Jun 01, 2016)
(All games)



Hitting minimums - 1 Games 75% of Games
Pitching minimums - 1 Games 1 IP 1 BF 1.0 IP/Game

Fielding pct		Chances		Putouts	
1. 17 Matt Smith	.992	1. 21 Danny Bermudez	498	1. 21 Danny Bermudez	436
2. 10 Garrett Brown	.991	2. 17 Matt Smith	363	2. 17 Matt Smith	337
3. 21 Danny Bermudez	.988	3. 3 J.D. Long	224	3. 12 Bryson Bowman	126
4. 12 Bryson Bowman	.985	4. 6 Nobu Suzuki	204	4. 10 Garrett Brown	113
5. 6 Nobu Suzuki	.980	5. 15 Caleb Robinson	148	5. 6 Nobu Suzuki	100
Assists		Errors		Fielding double plays	
1. 3 J.D. Long	122	1. 3 J.D. Long	26	1. 17 Matt Smith	36
2. 6 Nobu Suzuki	100	2. 15 Caleb Robinson	11	2. 6 Nobu Suzuki	28
3. 5 Brett Pope	76	3. 21 Danny Bermudez	6	3. 3 J.D. Long	25
4. 15 Caleb Robinson	59	7 Reece Strong	6	4. 5 Brett Pope	12
5. 21 Danny Bermudez	56	5. 2 tied at.....	5	5. 15 Caleb Robinson	8
Stolen bases against		Caught stealing by		Steal attempts against	
1. 21 Danny Bermudez	43	1. 21 Danny Bermudez	28	1. 21 Danny Bermudez	71
2. 32 Bryan Sammons	11	2. 32 Bryan Sammons	10	2. 32 Bryan Sammons	21
3. 8 Spencer Holcomb	7	3. 44 Brendan Nail	5	3. 44 Brendan Nail	12
44 Brendan Nail	7	39 Dillon Bray	5	4. 39 Dillon Bray	11
5. 2 tied at.....	6	5. 16 Colton Davis	4	5. 16 Colton Davis	10
Passed balls		Catchers interference			
1. 21 Danny Bermudez	5				
2. 8 Spencer Holcomb	1				



2016 Western Carolina Catamount Baseball
Miscellaneous Stats for Western Carolina (as of Jun 01, 2016)
(All games)



Multiple Hit Games	2	3	4	5+	Total
17 Matt Smith	20	6	3	-	29
2 Kramer Ferrell	17	5	3	-	25
10 Garrett Brown	16	5	3	-	24
12 Bryson Bowman	18	5	-	-	23
21 Danny Bermudez	15	4	-	-	19
15 Caleb Robinson	11	3	1	-	15
3 J.D. Long	8	2	-	-	10
6 Nobu Suzuki	7	1	-	-	8
5 Brett Pope	4	4	-	-	8
8 Spencer Holcomb	3	2	-	-	5
36 Andrew Bullock	3	2	-	-	5
7 Reece Strong	4	-	-	-	4
TEAM	126	39	10	0	175

Multiple RBI Games	2	3	4	5+	Total
12 Bryson Bowman	7	7	2	1	17
2 Kramer Ferrell	7	5	2	2	16
17 Matt Smith	6	5	-	1	12
3 J.D. Long	5	3	1	1	10
15 Caleb Robinson	7	2	1	-	10
10 Garrett Brown	7	2	-	-	9
21 Danny Bermudez	5	3	-	-	8
6 Nobu Suzuki	4	2	1	-	7
36 Andrew Bullock	2	2	-	-	4
8 Spencer Holcomb	3	-	-	-	3
5 Brett Pope	3	-	-	-	3
4 Jason Smith	1	-	-	-	1
11 Pierce Suttles	1	-	-	-	1
TEAM	58	31	7	5	101

Hitting Streaks	Longest	Current
2 Kramer Ferrell	17	-
17 Matt Smith	15	2
10 Garrett Brown	14	3
5 Brett Pope	13	-
21 Danny Bermudez	9	6
12 Bryson Bowman	8	2
6 Nobu Suzuki	6	-
15 Caleb Robinson	6	2
3 J.D. Long	4	-
36 Andrew Bullock	4	-
8 Spencer Holcomb	4	-
4 Jason Smith	2	2
7 Reece Strong	2	-
11 Pierce Suttles	1	-

Reached Base Streaks	Longest	Current
6 Nobu Suzuki	27	3
12 Bryson Bowman	24	24
2 Kramer Ferrell	21	8
5 Brett Pope	15	-
17 Matt Smith	15	6
10 Garrett Brown	14	7
15 Caleb Robinson	13	12
3 J.D. Long	12	-
21 Danny Bermudez	9	6
8 Spencer Holcomb	6	-
4 Jason Smith	5	5
36 Andrew Bullock	4	1
11 Pierce Suttles	4	-
7 Reece Strong	3	-



2016 Western Carolina Catamount Baseball
Miscellaneous Stats for Western Carolina (as of Jun 01, 2016)
(All games)



Starting Lineup By Position
(Team W-L record when starter)

PITCHER:		
32 Bryan Sammons	17	(10-7)
44 Brendan Nail	16	(7-9)
30 Tristan Baker	7	(5-2)
22 Korey Anderson	6	(3-3)
39 Dillon Bray	6	(4-2)
26 Taylor Durand	3	(0-3)
24 Dylan Biumi	1	(0-1)
16 Colton Davis	1	(0-1)
18 B.J. Nobles	1	(1-0)
1 Chad Mabini	1	(0-1)
CATCHER:		
21 Danny Bermudez	53	(28-25)
8 Spencer Holcomb	6	(2-4)
FIRST BASE:		
17 Matt Smith	47	(25-22)
4 Jason Smith	6	(2-4)
15 Caleb Robinson	5	(2-3)
36 Andrew Bullock	1	(1-0)
SECOND BASE:		
6 Nobu Suzuki	45	(22-23)
3 J.D. Long	7	(5-2)
5 Brett Pope	4	(1-3)
7 Reece Strong	3	(2-1)
THIRD BASE:		
15 Caleb Robinson	43	(25-18)
3 J.D. Long	8	(4-4)
7 Reece Strong	7	(1-6)
5 Brett Pope	1	(0-1)
SHORTSTOP:		
3 J.D. Long	37	(16-21)
5 Brett Pope	22	(14-8)
LEFT FIELD:		
2 Kramer Ferrell	54	(30-24)
17 Matt Smith	3	(0-3)
21 Danny Bermudez	1	(0-1)
5 Brett Pope	1	(0-1)
CENTER FIELD:		
10 Garrett Brown	55	(28-27)
12 Bryson Bowman	3	(2-1)
17 Matt Smith	1	(0-1)
RIGHT FIELD:		
12 Bryson Bowman	55	(28-27)
17 Matt Smith	3	(2-1)
21 Danny Bermudez	1	(0-1)
DESIGNATED HITTER:		
30 Tristan Baker	13	(6-7)
44 Brendan Nail	8	(6-2)
8 Spencer Holcomb	7	(3-4)
32 Bryan Sammons	5	(5-0)
17 Matt Smith	5	(3-2)
15 Caleb Robinson	4	(1-3)
26 Taylor Durand	4	(2-2)
21 Danny Bermudez	3	(2-1)
36 Andrew Bullock	3	(0-3)
2 Kramer Ferrell	3	(0-3)
11 Pierce Suttles	2	(1-1)
6 Nobu Suzuki	1	(0-1)
39 Dillon Bray	1	(1-0)

Starting Lineup By Lineup Spot
(Team W-L record when starter)

LEADOFF:		
10 Garrett Brown	47	(23-24)
5 Brett Pope	10	(7-3)
17 Matt Smith	1	(0-1)
3 J.D. Long	1	(0-1)
2ND SPOT:		
6 Nobu Suzuki	21	(12-9)
5 Brett Pope	13	(6-7)
15 Caleb Robinson	10	(4-6)
10 Garrett Brown	7	(5-2)
21 Danny Bermudez	3	(0-3)
17 Matt Smith	2	(2-0)
3 J.D. Long	1	(0-1)
12 Bryson Bowman	1	(0-1)
7 Reece Strong	1	(1-0)
3RD SPOT:		
12 Bryson Bowman	36	(21-15)
21 Danny Bermudez	20	(9-11)
17 Matt Smith	3	(0-3)
CLEANUP:		
17 Matt Smith	53	(28-25)
21 Danny Bermudez	3	(0-3)
2 Kramer Ferrell	2	(2-0)
12 Bryson Bowman	1	(0-1)
5TH SPOT:		
21 Danny Bermudez	30	(20-10)
12 Bryson Bowman	14	(8-6)
2 Kramer Ferrell	10	(2-8)
15 Caleb Robinson	4	(0-4)
36 Andrew Bullock	1	(0-1)
6TH SPOT:		
2 Kramer Ferrell	43	(26-17)
12 Bryson Bowman	6	(1-5)
5 Brett Pope	2	(0-2)
21 Danny Bermudez	2	(1-1)
15 Caleb Robinson	2	(0-2)
8 Spencer Holcomb	2	(2-0)
11 Pierce Suttles	1	(0-1)
7 Reece Strong	1	(0-1)
7TH SPOT:		
15 Caleb Robinson	34	(23-11)
30 Tristan Baker	10	(4-6)
8 Spencer Holcomb	7	(2-5)
2 Kramer Ferrell	2	(0-2)
4 Jason Smith	2	(0-2)
7 Reece Strong	1	(0-1)
11 Pierce Suttles	1	(1-0)
36 Andrew Bullock	1	(0-1)
44 Brendan Nail	1	(0-1)
8TH SPOT:		
6 Nobu Suzuki	21	(9-12)
44 Brendan Nail	7	(6-1)
7 Reece Strong	7	(2-5)
32 Bryan Sammons	5	(5-0)
26 Taylor Durand	4	(2-2)
8 Spencer Holcomb	4	(1-3)
30 Tristan Baker	3	(2-1)
36 Andrew Bullock	2	(1-1)
15 Caleb Robinson	2	(1-1)
4 Jason Smith	2	(0-2)
39 Dillon Bray	1	(1-0)
10 Garrett Brown	1	(0-1)
9TH SPOT:		
3 J.D. Long	50	(25-25)

[illegible]



2016 Western Carolina Catamount Baseball
Season Game Highs for Western Carolina (as of Jun 01, 2016)
(All games)



TEAM GAME HIGHS

Batting

At bats:	44	-	at VMI (Apr 10, 2016)
Runs scored:	21	-	at VMI (Apr 10, 2016)
Hits:	20	-	at VMI (Apr 10, 2016)
RBI's:	20	-	at VMI (Apr 10, 2016)
Doubles:	5	-	at Kansas State (Mar 20, 2016)
	5	-	vs Virginia Tech (Apr 20, 2016)
Triples:	2	-	at Indiana (Mar 11, 2016)
	2	-	vs Gardner-Webb (Mar 16, 2016)
Home runs:	8	-	vs UNCG (May 14, 2016)
Total bases:	43	-	vs UNCG (May 14, 2016)
Walks:	11	-	at Furman (May 08, 2016)
Strikeouts:	12	-	vs St. John's (Feb 21, 2016 at Wilmington, N.C.)
Sac hits:	3	-	vs Samford (Apr 17, 2016)
Sac flies:	3	-	vs UL-Monroe (Feb 28, 2016)
Stolen bases:	7	-	vs Presbyterian (Mar 08, 2016)
Hit by pitch:	6	-	vs Samford (Apr 16, 2016)
Caught stealing:	2	-	(7 times)
Runners LOB:	19	-	vs Samford (Apr 17, 2016)
Hit into DP:	4	-	at Georgia Tech (Mar 05, 2016)

Fielding

Putouts:	33	-	vs Samford (Apr 17, 2016)
Assists:	16	-	vs Richmond (Feb 20, 2016 at Wilmington, N.C.)
Errors:	5	-	at UNC Wilmington (Feb 19, 2016)
Passed balls:	1	-	(6 times)
DPs turned:	3	-	vs Mercer (May 29, 2016 at Greenville, S.C.)

Pitching

Innings pitched:	11.0	-	vs Samford (Apr 17, 2016)
Runs allowed:	16	-	vs UL-Monroe (Feb 28, 2016)
Earned runs:	14	-	vs East Tennessee State (Mar 24, 2016)
Walks allowed:	12	-	at VMI (Apr 08, 2016)
Strikeouts:	15	-	at Wofford (Apr 02, 2016)
	15	-	at Clemson (Apr 12, 2016)
Hits allowed:	19	-	vs UL-Monroe (Feb 28, 2016)
	19	-	vs Gardner-Webb (Mar 16, 2016)
	19	-	vs Virginia Tech (Apr 20, 2016)
Doubles allowed:	6	-	vs Presbyterian (Mar 08, 2016)
Triples allowed:	2	-	(4 times)
Homers allowed:	5	-	at Furman (May 06, 2016)
Wild pitches:	3	-	(4 times)
Hit batters:	4	-	at North Carolina (Mar 22, 2016)
	4	-	vs Mercer (Apr 29, 2016)
	4	-	at Kent State (May 19, 2016)



2016 Western Carolina Catamount Baseball
Season Game Highs for Western Carolina (as of Jun 01, 2016)
(All games)



INDIVIDUAL GAME HIGHS

Batting

At bats:	7	-	Garrett Brown at VMI (Apr 10, 2016)
	7	-	Garrett Brown vs Samford (May 26, 2016 at Greenville, S.C.)
Runs scored:	4	-	Danny Bermudez vs UL-Monroe (Feb 27, 2016)
	4	-	Danny Bermudez at VMI (Apr 10, 2016)
	4	-	Andrew Bullock vs UNCG (May 14, 2016)
Hits:	4	-	(10 times)
RBIs:	7	-	Kramer Ferrell vs UNCG (May 14, 2016)
Doubles:	2	-	Spencer Holcomb at Kansas State (Mar 20, 2016)
	2	-	Caleb Robinson vs Virginia Tech (Apr 20, 2016)
	2	-	Matt Smith vs Mercer (May 28, 2016 at Greenville, S.C.)
Triples:	2	-	Bryson Bowman at Indiana (Mar 11, 2016)
Home runs:	2	-	(11 times)
Total bases:	10	-	Matt Smith vs Niagara (Mar 02, 2016)
	10	-	J.D. Long vs UNCG (May 14, 2016)
	10	-	Andrew Bullock vs UNCG (May 14, 2016)
Walks:	4	-	Danny Bermudez vs UNCG (May 14, 2016)
	4	-	Caleb Robinson vs Samford (May 26, 2016 at Greenville, S.C.)
Strikeouts:	3	-	Kramer Ferrell at Indiana (Mar 12, 2016)
	3	-	Pierce Suttles vs East Tennessee State (Mar 25, 2016)
Sac hits:	2	-	Spencer Holcomb vs Samford (Apr 17, 2016)
	2	-	Nobu Suzuki at The Citadel (Apr 22, 2016)
Sac flies:	2	-	Bryson Bowman vs UL-Monroe (Feb 28, 2016)
Stolen bases:	3	-	Garrett Brown at Furman (May 07, 2016)
Hit by pitch:	2	-	(6 times)
Caught stealing:	2	-	Garrett Brown vs Virginia Tech (Apr 20, 2016)
	2	-	J.D. Long at Kent State (May 19, 2016)
Runners LOB:	8	-	Bryson Bowman vs Samford (Apr 17, 2016)

Fielding

Putouts:	15	-	Danny Bermudez at Clemson (Apr 12, 2016)
Assists:	7	-	J.D. Long vs UNCG (May 14, 2016)
Errors:	3	-	J.D. Long at UNC Wilmington (Feb 19, 2016)
Passed balls:	1	-	(6 times)

Pitching

Innings pitched:	9.0	-	Bryan Sammons at The Citadel (Apr 23, 2016)
Runs allowed:	11	-	Bryan Sammons vs East Tennessee State (Mar 25, 2016)
Earned runs:	11	-	Bryan Sammons vs East Tennessee State (Mar 25, 2016)
Walks allowed:	7	-	Brendan Nail at VMI (Apr 08, 2016)
Strikeouts:	10	-	B.J. Nobles vs Mercer (May 29, 2016 at Greenville, S.C.)
Hits allowed:	13	-	Bryan Sammons vs East Tennessee State (Mar 25, 2016)
Doubles allowed:	4	-	Dillon Bray vs Presbyterian (Mar 08, 2016)
	4	-	Brendan Nail vs UNCG (May 14, 2016)
Triples allowed:	1	-	(20 times)
Homers allowed:	3	-	Bryan Sammons vs Samford (Apr 16, 2016)
	3	-	Korey Anderson vs UNCG (May 15, 2016)
	3	-	Dillon Bray vs Samford (May 28, 2016 at Greenville, S.C.)
Wild pitches:	2	-	(6 times)

Hit batters: 3 - Brendan Nail vs Samford (May 26, 2016 at Greenville, S.C.)



2016 Western Carolina Catamount Baseball
Conference statistics for Western Carolina (as of May 30, 2016)
(SoCon games only Sorted by Batting avg)



Record: 15-9 Home: 7-5 Away: 8-4 SoCon: 15-9

Player	avg	gp-gs	ab	r	h	2b	3b	hr	rbi	tb	slg%	bb	hp	so	gdp	ob%	sf	sh	sb-att	po	a	e	fld%
17 Matt Smith	.387	24-24	93	28	36	3	0	6	27	57	.613	20	5	8	2	.508	2	0	5-5	180	10	2	.990
2 Kramer Ferrell	.379	24-24	103	27	39	6	0	7	35	66	.641	6	5	13	5	.439	0	0	3-4	35	3	2	.950
10 Garrett Brown	.371	24-24	116	29	43	4	1	2	18	55	.474	8	4	9	0	.426	1	2	19-22	50	2	1	.981
15 Caleb Robinson	.359	24-23	92	22	33	7	0	4	23	52	.565	14	2	15	3	.445	2	1	4-5	18	32	4	.926
12 Bryson Bowman	.344	23-23	96	33	33	6	0	14	31	81	.844	20	1	7	1	.458	1	0	5-7	49	1	0	1.000
21 Danny Bermudez	.291	24-24	86	23	25	4	0	1	12	32	.372	19	10	17	0	.462	2	0	4-5	204	19	2	.991
3 J.D. Long	.284	21-21	74	18	21	5	0	5	24	41	.554	14	4	14	2	.411	3	1	2-4	35	54	10	.899
6 Nobu Suzuki	.250	23-21	80	18	20	2	0	1	13	25	.313	7	4	12	3	.333	2	7	6-6	48	56	1	.990

8 Spencer Holcomb	.409	13-1	22	6	9	2	0	1	4	14	.636	2	4	8	0	.536	0	3	0-1	8	0	0	1.000
36 Andrew Bullock	.373	20-1	51	9	19	1	0	5	11	35	.686	11	0	2	1	.484	0	1	1-1	0	0	0	.000
7 Reece Strong	.320	14-5	25	6	8	1	0	1	3	12	.480	2	1	4	0	.393	0	5	0-0	7	17	1	.960
11 Pierce Suttles	.308	9-1	13	2	4	2	0	0	5	6	.462	2	0	5	1	.400	0	0	0-0	0	0	0	.000
4 Jason Smith	.200	6-0	5	2	1	0	0	1	1	4	.800	2	0	2	0	.429	0	0	0-0	0	0	0	.000
5 Brett Pope	.100	3-3	10	1	1	0	0	0	1	1	.100	1	0	0	0	.182	0	1	0-0	6	12	1	.947
30 Tristan Baker	.000	11-11	0	0	0	0	0	0	0	0	.000	0	0	0	0	.000	0	0	0-0	0	1	0	1.000
32 Bryan Sammons	.000	3-3	0	0	0	0	0	0	0	0	.000	0	0	0	0	.000	0	0	0-0	1	6	0	1.000
26 Taylor Durand	.000	2-2	0	0	0	0	0	0	0	0	.000	0	0	0	0	.000	0	0	0-0	0	0	0	.000
44 Brendan Nail	.000	5-5	0	0	0	0	0	0	0	0	.000	0	0	0	0	.000	0	0	0-0	1	7	0	1.000
Totals	.337	24	866	224	292	43	1	48	208	481	.555	128	40	116	18	.439	13	21	49-60	646	237	29	.968
Opponents	.297	24	835	162	248	50	6	37	146	421	.504	137	22	212	20	.406	9	20	16-29	637	256	36	.961

LOB - Team (207), Opp (215). DPs turned - Team (25), Opp (23). IBB - Team (2), Bullock 1, Bowman 1, Opp (4). Picked off - Brown 3, Mt. Smith 2, Bowman 2, Bullock 1, Long 1.

(SoCon games only Sorted by Earned run avg)

Player	era	w-l	app	gs	cg	sho	sv	ip	h	r	er	bb	so	2b	3b	hr	b/avg	wp	hp	bk	sfa	sha
16 Colton Davis	2.70	3-1	13	0	0	0/0	1	40.0	33	15	12	23	53	9	0	2	.232	4	2	0	0	5
44 Brendan Nail	5.44	3-3	9	9	0	0/0	0	44.2	46	30	27	28	32	10	0	5	.275	3	5	0	2	7
32 Bryan Sammons	6.57	4-2	8	8	1	1/0	0	49.1	60	38	36	37	44	8	4	11	.308	4	1	1	2	1

18 B.J. Nobles	2.04	1-1	8	0	0	0/0	2	17.2	14	5	4	7	21	3	0	1	.222	3	1	0	1	2
1 Chad Mabini	3.86	0-0	3	0	0	0/0	0	2.1	5	1	1	2	2	3	0	0	.417	2	1	0	0	0
24 Dylan Biumi	5.56	2-0	8	0	0	0/0	0	11.1	14	7	7	8	12	1	0	4	.304	2	3	0	0	0
33 Corey Sikes	9.39	0-0	7	0	0	0/0	1	7.2	13	9	8	1	10	2	1	2	.394	2	3	0	0	0
22 Korey Anderson	9.95	1-2	6	4	0	0/0	0	19.0	26	23	21	14	16	5	1	5	.347	3	3	2	1	2
30 Tristan Baker	9.95	1-0	3	3	0	0/0	0	12.2	22	17	14	8	7	7	0	4	.373	0	3	0	1	0
39 Dillon Bray	11.25	0-0	2	0	0	0/0	0	4.0	6	6	5	1	7	1	0	1	.375	0	0	0	1	2
34 Jake Moebius	11.57	0-0	3	0	0	0/0	0	2.1	2	3	3	3	2	1	0	0	.250	0	0	1	1	0
26 Taylor Durand	12.46	0-0	3	0	0	0/0	1	4.1	5	6	6	4	6	0	0	2	.294	0	0	1	0	1
31 Michael Davis	99.00	0-0	1	0	0	0/0	0	0.0	2	2	1	1	0	0	0	0	1.000	0	0	0	0	0
Totals	6.06	15-9	24	24	1	1/0	5	215.1	248	162	145	137	212	50	6	37	.297	23	22	5	9	20
Opponents	8.65	9-15	24	24	1	0/0	4	212.1	292	224	204	128	116	43	1	48	.337	18	40	2	13	21

PB - Team (3), Bermudez 3, Opp (4). Pickoffs - Team (2), Davis 1, Nail 1, Opp (9). SBA/ATT - Bermudez (15-26), Sammons (6-10), Nail (2-6), Sikes (2-3), Baker (2-3), Davis (0-3), Nobles (2-2), Holcomb (1-1), Anderson (1-1), Moebius (1-1).



2016 Western Carolina Catamount Baseball
Conference statistics for Western Carolina (as of May 30, 2016)
(SoCon games only Sorted by Fielding pct)



Player	c	po	a	e	fld%	dp	sba	csb	sba%	pb	ci
12 Bryson Bowman	50	49	1	0	1.000	0	0	0	---	0	0
44 Brendan Nail	8	1	7	0	1.000	0	2	4	.333	0	0
8 Spencer Holcomb	8	8	0	0	1.000	0	1	0	1.000	0	0
22 Korey Anderson	7	2	5	0	1.000	2	1	0	1.000	0	0
32 Bryan Sammons	7	1	6	0	1.000	1	6	4	.600	0	0
33 Corey Sikes	3	0	3	0	1.000	0	2	1	.667	0	0
24 Dylan Biuni	2	1	1	0	1.000	0	0	0	---	0	0
39 Dillon Bray	2	0	2	0	1.000	0	0	0	---	0	0
30 Tristan Baker	1	0	1	0	1.000	0	2	1	.667	0	0
21 Danny Bermudez	225	204	19	2	.991	1	15	11	.577	3	0
6 Nobu Suzuki	105	48	56	1	.990	16	0	0	---	0	0
17 Matt Smith	192	180	10	2	.990	22	0	0	---	0	0
10 Garrett Brown	53	50	2	1	.981	0	0	0	---	0	0
7 Reece Strong	25	7	17	1	.960	5	0	0	---	0	0
2 Kramer Ferrell	40	35	3	2	.950	0	0	0	---	0	0
5 Brett Pope	19	6	12	1	.947	4	0	0	---	0	0
15 Caleb Robinson	54	18	32	4	.926	2	0	0	---	0	0
3 J.D. Long	99	35	54	10	.899	14	0	0	---	0	0
16 Colton Davis	12	1	6	5	.583	0	0	3	.000	0	0
34 Jake Moebius	0	0	0	0	.000	0	1	0	1.000	0	0
18 B.J. Nobles	0	0	0	0	.000	0	2	0	1.000	0	0
26 Taylor Durand	0	0	0	0	.000	0	0	0	---	0	0
31 Michael Davis	0	0	0	0	.000	0	0	0	---	0	0
36 Andrew Bullock	0	0	0	0	.000	0	0	0	---	0	0
11 Pierce Suttles	0	0	0	0	.000	0	0	0	---	0	0
1 Chad Mabini	0	0	0	0	.000	0	0	0	---	0	0
4 Jason Smith	0	0	0	0	.000	0	0	0	---	0	0
Totals	912	646	237	29	.968	25	16	13	.552	3	0
Opponents	929	637	256	36	.961	23	49	11	.817	4	0

Hitting minimums - 1 Games 75% of Games 1 AB 2.5 AB/Game 1 TPA 2.5 TPA/Game

Pitching minimums - 1 Games 1 IP 1 BF 1.0 IP/Game



Catamount Pitching Staff **Statistics Summary for Western Carolina (as of Jun 01, 2016)** **(All games)**



Record: 30-29 Home: 13-9 Away: 12-17 Neutral: 5-3 SoCon: 15-9

Date	Opponent	Score	Player	avg	gp-gs	ab	r	h	2b	3b	hr	rbi	bb	hbp	so	sb-att
\$2/19	at UNC Wilmington	L 2-15	17 Matt Smith	.387	59-59	222	53	86	10	2	10	52	40	10	30	6-7
\$2/20	vs Richmond	L 1-3	12 Bryson Bowman	.336	58-58	214	62	72	13	3	19	58	43	8	24	10-15
\$2/21	vs St. John's	L 3-14	2 Kramer Ferrell	.332	57-57	229	48	76	9	3	8	63	13	16	38	5-7
2/26	UL-MONROE	L 6-11	10 Garrett Brown	.325	55-55	249	57	81	11	3	4	34	11	9	28	34-41
2/27	UL-MONROE	w 15-7	21 Danny Bermudez	.295	58-58	217	49	64	11	0	6	36	33	13	43	5-7
2/28	UL-MONROE	L 10-16	15 Caleb Robinson	.291	57-52	189	34	55	10	0	5	35	35	5	43	6-7
3/2	NIAGARA	w 17-4	6 Nobu Suzuki	.263	52-46	171	35	45	5	0	2	25	13	8	22	9-11
3/2	NIAGARA	w 10-2	3 J.D. Long	.230	55-52	174	30	40	6	0	5	38	24	10	32	5-12
3/4	at #13 Georgia Tech	L 4-5	-----													
3/5	at #13 Georgia Tech	L 3-14	36 Andrew Bullock	.338	33-4	68	10	23	1	0	6	15	12	1	7	1-1
3/6	at #13 Georgia Tech	L 3-4	5 Brett Pope	.288	28-28	111	25	32	3	2	0	10	15	2	10	6-7
3/8	PRESBYTERIAN	w 10-9	8 Spencer Holcomb	.270	38-13	74	14	20	7	0	3	13	7	7	22	0-1
3/11	at Indiana	L 2-3	7 Reece Strong	.231	32-10	65	8	15	3	0	1	7	5	3	11	0-0
3/12	at Indiana	w 4-1	11 Pierce Suttles	.185	18-2	27	4	5	2	0	0	5	5	0	12	2-2
3/12	at Indiana	L 1-9	4 Jason Smith	.174	18-6	23	7	4	0	0	2	3	7	2	6	1-1
3/16	GARDNER-WEBB	w 16-14	1 Chad Mabini	.000	2-0	1	0	0	0	0	0	0	0	0	1	0-0
3/18	at Kansas State	w 7-5	32 Bryan Sammons	.000	5-5	0	0	0	0	0	0	0	0	0	0	0-0
3/19	at Kansas State	w 6-2	39 Dillon Bray	.000	1-1	0	0	0	0	0	0	0	0	0	0	0-0
3/20	at Kansas State	w 10-2	26 Taylor Durand	.000	4-4	0	0	0	0	0	0	0	0	0	0	0-0
3/22	at #3 North Carolina	L 2-10	30 Tristan Baker	.000	13-13	0	0	0	0	0	0	0	0	0	0	0-0
*3/24	EAST TENNESSEE STATE	L 8-14	44 Brendan Nail	.000	8-8	0	0	0	0	0	0	0	0	0	0	0-0
*3/25	EAST TENNESSEE STATE	w 12-11	Totals	.304	59	2034	436	618	91	13	71	394	263	94	329	90-119
*3/26	EAST TENNESSEE STATE	w 15-9	Opponents	.298	59	2038	398	608	114	20	68	365	285	59	498	50-85
3/30	#17 CLEMSON	L 8-10														
*4/1	at Wofford	w 9-1	LOB - Team (470), Opp (509). DPs turned - Team (49), Opp (54). CI - Team (0), Opp (1). IBB - Team (5), Mt. Smith 2, Ferrell 1, Bowman 1, Bullock 1, Opp (9). Picked off - Brown 5, Bowman 4, Long 3, Mt. Smith 2, Pope 1, Bullock 1.													
*4/2	at Wofford	w 14-4														
*4/3	at Wofford	w 12-3														
*4/8	at VMI	w 7-1														
*4/10	at VMI	w 21-7	Player	era	w-l	app	gs	cg	sh	sv	ip	h	r	er	bb	so
*4/10	at VMI	w 14-11	16 Colton Davis	4.85	7-3	29	1	0	0	2	65.0	64	39	35	37	87
4/12	at #18 Clemson	L 6-7	44 Brendan Nail	5.27	4-6	17	16	0	0	0	82.0	82	57	48	47	62
*4/15	SAMFORD	w 10-5	32 Bryan Sammons	5.51	8-3	17	17	1	1	0	98.0	113	65	60	55	88
*4/16	SAMFORD	L 7-13	-----													
*4/17	SAMFORD	w 6-5	18 B.J. Nobles	3.32	2-2	20	1	0	0	4	38.0	35	18	14	14	43
4/19	UNC ASHEVILLE	L 0-8	34 Jake Moebius	4.35	0-0	9	0	0	0	0	10.1	7	8	5	9	8
4/20	VIRGINIA TECH	w 14-10	24 Dylan Biumi	4.83	3-2	21	1	0	0	1	31.2	39	22	17	17	36
*4/22	at The Citadel	L 1-2	30 Tristan Baker	5.19	3-2	9	7	0	0	1	34.2	45	25	20	18	21
*4/23	at The Citadel	w 11-0	33 Corey Sikes	5.40	0-1	22	0	0	0	1	26.2	36	18	16	8	21
*4/24	at The Citadel	L 4-6	26 Taylor Durand	5.64	0-2	10	3	0	0	1	22.1	17	20	14	20	24
4/27	at Gardner-Webb	L 0-4	22 Korey Anderson	8.21	1-3	16	6	0	0	1	41.2	60	45	38	24	42
*4/29	MERCER	w 9-7	39 Dillon Bray	9.45	2-4	14	6	0	0	0	40.0	69	46	42	17	44
*4/30	MERCER	L 8-9	1 Chad Mabini	9.86	0-1	16	1	0	0	0	21.0	30	25	23	12	18
*5/1	MERCER	L 2-9	31 Michael Davis	11.57	0-0	4	0	0	0	0	2.1	7	4	3	2	3
*5/6	at Furman	L 4-11	20 Jonathan Waszak	54.00	0-0	4	0	0	0	0	1.0	4	6	6	5	1
*5/7	at Furman	L 8-9	Totals	5.96	30-29	59	59	1	1	11	514.2	608	398	341	285	498
*5/8	at Furman	w 10-4	Opponents	6.82	29-30	59	59	2	3	9	517.2	618	436	392	263	329
5/11	at Georgia	L 0-6														
*5/13	UNCG	w 8-5	PB - Team (6), Bermudez 5, Holcomb 1, Opp (9). Pickoffs - Team (5), Nail 2, Sammons 1, Davis 1, Holcomb 1, Opp (16). SBA/ATT - Bermudez (43-71), Sammons (11-21), Nail (7-12), Bray (6-11), Davis (6-10), Holcomb (7-7), Nobles (3-6), Sikes (3-5), Baker (2-4), Anderson (3-4), Durand (1-3), Biumi (2-3), Mabini (3-3), Waszak (2-2), Moebius (1-1).													
*5/14	UNCG	w 19-8														
*5/15	UNCG	L 5-8														
5/17	at Cincinnati	L 1-3														
5/19	at Kent State	L 4-5														
5/20	at Kent State	L 1-3														
5/25	vs Wofford	w 10-9	Score by innings	1	2	3	4	5	6	7	8	9	EX	Total		
5/26	vs Samford	w 14-4	Western Carolina	65	58	38	53	53	51	56	33	28	1	436		
5/28	vs Mercer	L 8-9	Opponents	38	44	37	53	57	49	39	50	29	2	398		
5/28	vs Samford	w 7-4														
5/29	vs Mercer	w 4-2														
5/29	vs Mercer	w 3-2														

Win-loss breakouts: Day 23-20; Night 7-9; vs Left 4-11; vs Right 26-18;
1-run games 5-9; 2-run games 4-5; 5+run games 15-13; Extra inns 1-2; Shutouts 1-3.
Current streak: Won 3; Longest winning streak: 6; Longest losing streak: 4.
Attendance: Home 12194 (avg 580); Away 29759 (avg 804); Total 41953 (avg 723).

\$ = Buffalo Wild Wings "Battle at the Beach" - Wilmington, N.C.

* = Southern Conference game